

HISTORY INFORMATION FOR THE FOLLOWING MANUAL:

SERVICE MANUAL

LA-3 CHASSIS

<u>MODEL NAME</u>	<u>REMOTE COMMANDER</u>	<u>DESTINATION</u>
KDF-E55A20	RM-YD002	US/CND/MEXICO
KDF-E60A20	RM-YD002	US/CND/MEXICO

ORIGINAL MANUAL ISSUE DATE: 6/2005

 :UPDATED ITEM

<u>REVISION DATE</u>	<u>SUBJECT</u>
6/2005	No revisions or updates are applicable at this time.
6/2005	Corrected Exploded View section to show only one PN for Power Supply Block and replaced PN for Lamp with PN for Lamp Block Assembly (Replace Pg. 71 with Pg. 71) Removed PN for Lamp (Replace Pg. 110 with Pg. 110)

LCD PROJECTION TELEVISION

SONY®

SERVICE MANUAL

LA-3 CHASSIS

<u>MODEL NAME</u>	<u>REMOTE COMMANDER</u>	<u>DESTINATION</u>
KDF-E55A20	RM-YD002	US/CND/MEXICO
KDF-E60A20	RM-YD002	US/CND/MEXICO



KDF-E55A20



RM-YD002

LCD PROJECTION TELEVISION

SONY®

TABLE OF CONTENTS

SECTION TITLE	PAGE	SECTION TITLE	PAGE
Specifications	4	SECTION 3: DIAGRAMS.....	39
Warnings and Cautions	6	3-1. Circuit Boards Location	39
Safety Check-Out	7	3-2. Printed Wiring Boards and Schematic Diagrams Information	39
Self-Diagnostic Function.....	8	3-3. Signal Flow Block Diagram	41
SECTION 1: DISASSEMBLY.....	13	3-3. Schematics and Supporting Information	42
1-1. Rear Cover Removal.....	13	A1 Board Schematic Diagram (1 of 2)	42
1-2. OU Bracket Removal	13	A1 Board Schematic Diagram (2 of 2)	43
1-3. Chassis Assembly and fan Removal	14	B1 Board Schematic Diagram (1 of 5)	45
1-4. Service Position	14	B1 Board Schematic Diagram (2 of 5)	46
1-5. RF Antenna Switch Removal	15	B1 Board Schematic Diagram (3 of 5)	47
1-6. U1 Board and H4 Board Removal.....	15	B1 Board Schematic Diagram (4 of 5)	48
1-7. GM Board Removal.....	16	B1 Board Schematic Diagram (5 of 5)	49
1-8. A1 Board and KD Board Removal	16	GM Board Schematic Diagram	52
1-9. DMB Assembly (Q Box) and B1 Board Removal	17	KD Board Schematic Diagram	55
1-10. GI Board Removal.....	17	GI Board Schematic Diagram (1 of 2).....	57
1-11. Fan and T Board Removal	18	GI Board Schematic Diagram (2 of 2).....	58
1-12. H1 Board Removal.....	18	H1 Board Schematic Diagram.....	61
1-13. Front Cover Assembly Removal.....	19	H2 Board Schematic Diagram.....	63
1-13-1. Replacing the Lamp.....	19	H3 Board Schematic Diagram.....	65
1-14. Power Supply Block Removal (Lamp Drive Unit).....	19	H4 Board Schematic Diagram.....	66
1-15. Optics Unit Block Assembly Fan Removal	20	H5 Board Schematic Diagram.....	66
1-16. H2 Board, H3 Board, and H5 Board Removal	20	T Board Schematic Diagram	67
1-17. Screen Mirror Block Assembly Removal	21	U1 Board Schematic Diagram.....	67
1-18. Speaker Removal.....	21	3-4. Semiconductors	69
Wire Dressing	22	SECTION 4: EXPLODED VIEWS	70
SECTION 2: CIRCUIT ADJUSTMENTS	33	4-1. Cover.....	70
2-1. Remote Adjustment Buttons and Indicators	33	4-2. Bottom Cabinet	71
2-2. Accessing the Service Adjustment Mode	33	4-3. Chassis	72
2-3. Changing Service Adjustment Mode Memory	33	SECTION 5: ELECTRICAL PARTS LIST	73
2-4. Memory Write Confirmation Method	34		
2-5. H/V Center Confirmation and Adjustments	35		
2-6. Adjusting On Screen Display (OSD) Position	36		
2-7. Service Data.....	37		

SPECIFICATIONS

Power Requirements	120V AC, 60Hz	
Power Consumption (W)		
In Use (Max)	265W	
In Standby	Less than 15W	
Inputs/Outputs		
HDMI IN	Video - 1080i, 720p, 480p, 480i Audio - Two channel linear PCM 32, 44.1 and 48 kHz, 16, 20, and 24 bit	Audio (VAR/FIX) Out
Video (IN)	3 total (1 on front panel) 1Vp-p, 75ohms unbalanced, sync negative	1 total 500 mVrms at the maximum volume setting (Variable) 500 mVrms (Fixed) Impedance (Output):2 kilo ohm Note: Audio Out jacks are operable only when the TV's speaker is set to Off.
S Video (IN)	3 total (1 on front panel) Y: 1Vp-p, 75ohms unbalanced, sync negative C: 0.286Vp-p (Burst signal), 75ohms	Component Video Input
Audio (IN)	6 total (1 on front panel) 500 mVrms (100% modulation) Impedance:47 kilo ohms	2 (Y, P _B , P _R) Y: 1.0 Vp-p, 75 ohms unbalanced, sync negative P _B : 0.7 Vp-p, 75 ohms; P _R : 0.7 Vp-p, 75 ohms
		RF Inputs
		2 total
		Digital Audio Optical Output (PCM/Dolby Digital)
		1 total Optical Rectangular (1)
		CableCARD Slot
		1 total PCMCIA Type I/II

	KDF-E55A20	KDF-E60A20
Speaker Output (W)	12W (L), 12W (R)	
Dimensions (W x H x D)	mm	1,456 x 943 x 491 mm
	in	57 ^{3/8} x 37 ^{1/4} x 19 ^{3/8} in
Mass	kg	42 kg
	lbs	92 lbs 5 oz
		1,574 x 1,005 x 518 mm
		62 x 39 ^{5/8} x 20 ^{1/2} in
		46.1 kg
		101 lbs 5 oz

Trademark Information



As an ENERGY STAR® Partner, Sony Corporation has determined that this product meets the ENERGY STAR® guidelines for energy efficiency.

ENERGY STAR® is a U.S. registered mark.

CableCARD™ is a trademark of Cable Television Laboratories, Inc.

TruSurround XT, SRS and the (●)® symbol are trademarks of SRS Labs, Inc. TruSurround XT technology is incorporated under license from SRS Labs, Inc.

BBE and BBE Symbol are trademarks of BBE Sound, Inc. and are licensed by BBE Sound, Inc. under U.S. Patent No. 4,638,258 and 4,482,866.



This TV is manufactured under license from Dolby Laboratories. Dolby and the double-D symbol are trademarks of Dolby Laboratories.



This TV incorporates High-Definition Multimedia Interface (HDMI™) technology. HDMI, the HDMI logo and High-Definition Multimedia Interface are trademarks or registered trademarks of HDMI Licensing LLC.

WEGA, Grand WEGA, WEGA GATE, Steady Sound, Digital Reality Creation, CineMotion, PlayStation, and BN Smoother are trademarks of Sony Corporation.

Design and specifications are subject to change without notice.

Television system

American TV standard, NTSC
ATSC compliant 8VSB, ATSC (8VSB terrestrial)
ANSI/SCTE 07 2000 QAM on cable

Channel coverage

Terrestrial 2-69/ Cable TV: 1-125 (analog)
Terrestrial: 2-69/ Cable TV: 1-135 (digital)

Screen Size (measured diagonally)

55 inches (KDF-E55A20 Only)
60 inches (KDF-E60A20 Only)

Antenna

75-ohm external antenna terminal for VHF/UHF

Projection System

3 LCD Panels, 1 lens projection system

LCD Panel

0.87 inch TFT LCD panel Approx. 3.28 million dots
(1,042,168 pixels)

Projection Lens

High Performance, large diameter hybrid lens F2.4

Lamp

132W, XL-2200

Supplied Accessories

Remote Commander RM-YD002
Two Size AA (R6) Batteries

Optional Accessories

HDMI Cable
Component Video Cable
S VIDEO Cable
A/V Cable
Audio Cable
Optical Cable
TV Stand: SU-GW12
Lamp: 132W, XL-2200

WARNINGS AND CAUTIONS


CAUTION

These servicing instructions are for use by qualified service personnel only. To reduce the risk of electric shock, do not perform any servicing other than that contained in the operating instructions unless you are qualified to do so.

WARNING!!

An isolation transformer should be used during any service to avoid possible shock hazard, because of live chassis. The chassis of this receiver is directly connected to the ac power line.

SAFETY-RELATED COMPONENT WARNING!!


Components identified by shading and  mark on the schematic diagrams, exploded views, and in the parts list are critical for safe operation. Replace these components with Sony parts whose part numbers appear as shown in this manual or in supplements published by Sony. Circuit adjustments that are critical for safe operation are identified in this manual. Follow these procedures whenever critical components are replaced or improper operation is suspected.

ATTENTION!!

Ces instructions de service sont à l'usage du personnel de service qualifié seulement. Pour prévenir le risque de choc électrique, ne pas faire l'entretien autre que celui contenu dans le Mode d'emploi à moins que vous soyez qualifié faire ainsi.

Afin d'éviter tout risque d'électrocution provenant d'un châssis sous tension, un transformateur d'isolement doit être utilisé lors de tout dépannage. Le châssis de ce récepteur est directement raccordé à l'alimentation du secteur.

ATTENTION AUX COMPOSANTS RELATIFS A LA SECURITE!!

Les composants identifiés par une trame et par une marque  sur les schémas de principe, les vues explosées et les listes de pièces sont d'une importance critique pour la sécurité du fonctionnement. Ne les remplacer que par des composants Sony dont le numéro de pièce est indiqué dans le présent manuel ou dans des suppléments publiés par Sony. Les réglages de circuit dont l'importance est critique pour la sécurité du fonctionnement sont identifiés dans le présent manuel. Suivre ces procédures lors de chaque remplacement de composants critiques, ou lorsqu'un mauvais fonctionnement suspecte.

SAFETY CHECK-OUT

After correcting the original service problem, perform the following safety checks before releasing the set to the customer:

1. Check the area of your repair for unsoldered or poorly soldered connections. Check the entire board surface for solder splashes and bridges.
2. Check the interboard wiring to ensure that no wires are "pinched" or touching high-wattage resistors.
3. Check that all control knobs, shields, covers, ground straps, and mounting hardware have been replaced. Be absolutely certain that you have replaced all the insulators.
4. Look for unauthorized replacement parts, particularly transistors, that were installed during a previous repair. Point them out to the customer and recommend their replacement.
5. Look for parts which, though functioning, show obvious signs of deterioration. Point them out to the customer and recommend their replacement.
6. Check the line cords for cracks and abrasion. Recommend the replacement of any such line cord to the customer.
7. Check the B+ and HV to see if they are specified values. Make sure your instruments are accurate; be suspicious of your HV meter if sets always have low HV.
8. Check the antenna terminals, metal trim, "metallized" knobs, screws, and all other exposed metal parts for AC leakage. Check leakage as described below.

Leakage Test

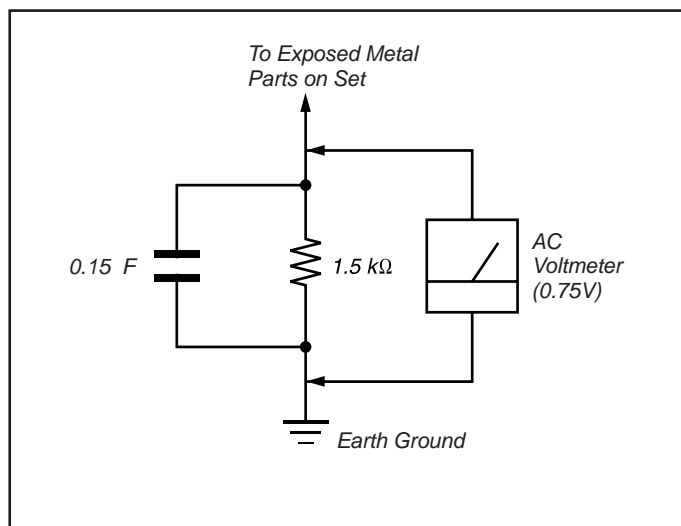


Figure A. Using an AC voltmeter to check AC leakage.

The AC leakage from any exposed metal part to earth ground and from all exposed metal parts to any exposed metal part having a return to chassis, must not exceed 0.5 mA (500 microamperes). Leakage current can be measured by any one of three methods.

1. A commercial leakage tester, such as the Simpson 229 or RCA WT-540A. Follow the manufacturers' instructions to use these instructions.
2. A battery-operated AC milliammeter. The Data Precision 245 digital multimeter is suitable for this job.
3. Measuring the voltage drop across a resistor by means of a VOM or battery-operated AC voltmeter. The "limit" indication is 0.75 V, so analog meters must have an accurate low voltage scale. The Simpson's 250 and Sanwa SH-63TRD are examples of passive VOMs that are suitable. Nearly all battery-operated digital multimeters that have a 2 VAC range are suitable (see Figure A).

How to Find a Good Earth Ground

A cold-water pipe is a guaranteed earth ground; the cover-plate retaining screw on most AC outlet boxes is also at earth ground. If the retaining screw is to be used as your earth ground, verify that it is at ground by measuring the resistance between it and a cold-water pipe with an ohmmeter. The reading should be zero ohms.

If a cold-water pipe is not accessible, connect a 60- to 100-watt trouble-light (not a neon lamp) between the hot side of the receptacle and the retaining screw. Try both slots, if necessary, to locate the hot side on the line; the lamp should light at normal brilliance if the screw is at ground potential (see Figure B).

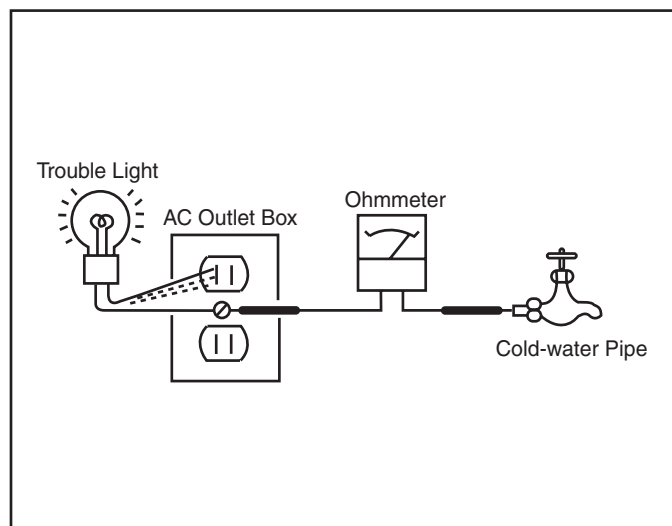


Figure B. Checking for earth ground.

SELF-DIAGNOSTIC FUNCTION



The units in this manual contain a self-diagnostic function. If an error occurs, the POWER/STANDBY or LAMP LED will automatically begin to flash. The number of times the LED flashes translates to a probable source of the problem. A definition of the POWER/STANDBY or LAMP LED flash indicators is listed in the instruction manual for the user's knowledge and reference. If an error symptom is difficult to reproduced use the Remote Commander to display the record that is stored at the internal NVM to specify the cause of the failure.

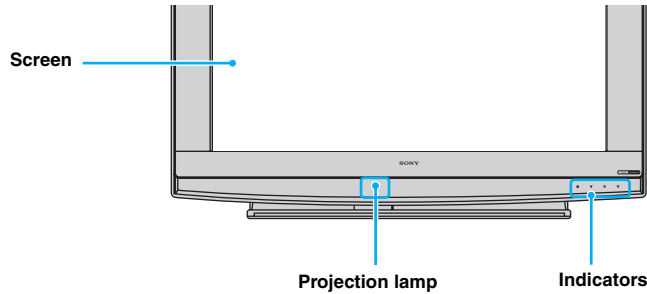
Diagnostic Test Indicators

When an error occurs, the POWER/STANDBY or LAMP LED will flash a set number of times to indicate the possible cause of the problem. If there is more than one error, the LED will identify the first of the problem areas. If the errors occur simultaneously, the one that corresponds to the fewest flashes is identified first.

Results for all of the following diagnostic items are displayed on screen. No error has occurred if the screen displays a "0".

Diagnostic Item Description	Number of times STANDBY or LAMP LED lamp	Probable Cause	Detected Symptoms
Lamp cover error	3 times	- Lamp cover is not fastened securely.	- No picture/No sound
Fan error	4 times	- Fan1-4 Power is not supplied. (GI board) - Fan connector is not seated securely. - Fan caught wires or harnesses.	- No picture/No sound
Temp error	4 times	- Internal temperature is too high. - IIC-E line connector(H4 board) is not seated properly.	- No picture/No sound
Lamp driver error	5 times	- Lamp driver defect	- No picture/No sound
Low B error	6 times	- No "DD 6V " output (GM board)	- No picture/No sound
Audio error	7 times	- Short-circuit of Audio power supply line (KD board, GM board) - Blowout of a fuse (PS4702,PS4703 on KD board) - IC failure (IC4703,IC4708,IC4710 on KD board)	- No picture/No sound
D-OVP error	8 times	- Overvoltage of +3.3V or +2.5V (A board, B board)	- No picture/No sound
ATSC-OVP error	10 times	- No "Q5V " output (GM board, GI board)	- No picture/No sound
Lamp error	LAMP-LED is ON.	- Lamp is dead	- No picture/No sound

Display of POWER/STANDBY or LAMP LED Flash Count



- One flash is not used for self-diagnosis

- Example

Diagnosis	Number of times LED Flash
Lamp cover	3 times
Fan	4 times

The timing diagram shows two rows of square waves. The first row represents 3 flashes, and the second row represents 4 flashes. Below the diagram, the following timing specifications are provided:

- LED ON : 0.3sec
- LED OFF : 0.3sec
- LED OFF 3.0sec

Releasing the POWER/STANDBY LED Flash

Unplug the power cord from the outlet to temporarily stop the POWER/STANDBY lamp from flashing.

Self-Diagnosis Screen Display

For failures that are difficult to reproduce, or accompany occasional power off and/or picture mute, the Self-Diagnosis screen display is useful to specify the cause..

To Bring Up Screen Test

In standby mode, press the buttons on the Remote Commander sequentially, in rapid succession, as shown below:

1. **DISPLAY** → Channel **5** → Sound Volume **0** → **POWER**

Self-Diagnostic Screen Display

SELF CHECK	
1 : LAMP ERR	0
3 : LAMP COVER	0
4 : FAN-E/TEMP-E	1
5 : LAMP DRIVER	0
6 : LowB-ERR	0
7 : Audio-Prot	1
8 : D-OVP	0
10 : ATSC_OVP	0
101 : WDT	0

"1" is displayed when a failure is detected one or more times
 "0" is displayed when no failure has been detected

Since the diagnostic results displayed on the screen are not automatically cleared, always check the self-diagnostic screen during repairs. When you have completed the repairs, clear the result display to "0".

Note: The self-diagnostic function will not be able to detect any subsequent faults after completion of the repairs unless the result display is cleared to "0".

Clearing the Result Display

To clear the result display to "0", press the buttons on the Remote Commander sequentially when the diagnostic screen is displayed, as shown below:

1. If the screen is already displayed, proceed to step 3. If not, Power off (Set to Standby mode).
2. Press **DISPLAY** → Channel **5** → Sound Volume **1** → **POWER**
3. Press Channel **8** → **ENT**

Clearing the Self-Diagnostic Screen

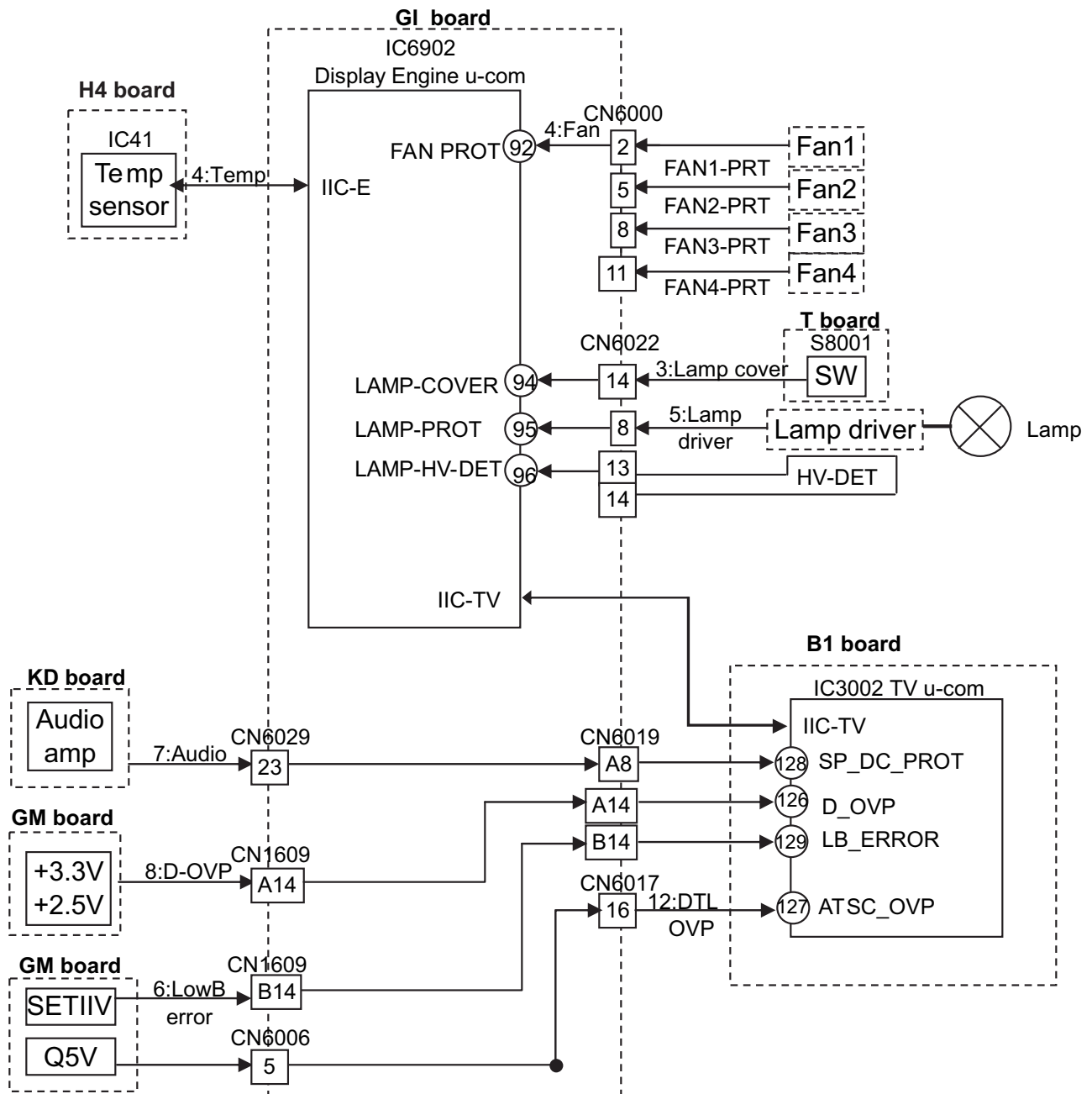
The self diagnosis screen display is cleared by turning off the set using the Remote Commander or the power switch.

Self-Diagnostic Circuit

Self-Diagnosis Function Operation

3	Lamp cover	The rib at the back of the lamp cover closes the SW on the T board to ground pin 3 of CN8001. It is monitored by the DE-micro (pin 94 of IC6902) and turns off the lamp when it is opened.
4	Fan	Fan rotation is detected by "FAN-PROT" and the DE-micro (pin 92 of IC6902) turns off the lamp when it is "high".
4	Temp	When the temperature sensor on the H4 board detects high temperature, or IIC-E line connector (CN6022:G1 board, CN44:H3board/H4board) is not seated securely, the DE-micro turns off the lamp.
5	Lamp driver	When the "LAMP-PROT" (pin 95 IC6902) is low, the lamp is not turned on. If the "LAMP-HV-DET" (pin 96 IC6902) is low at the same time, it is classified as no high voltage of the lamp driver.
6	Low B error	When no "SETIIV " is detected, pin 129 of IC3002 is low and it turns off the main power.
7	Audio	When DC voltage is detected at the speaker or woofer outputs, pin 128 of IC3002 is low and it turns off the main power.
8	D-OVP	When overvoltage of "+3.3V" or "+2.5V" is detected, pin 126 of IC3002 is low and it turns off the main power.
10	DTL-OVP	When no "Q 5V" is detected, pin 127 of IC3002 is low and it turns off the main power.
LAMP	Lamp	When the "LAMP-PROT" (pin 95 IC6902) is low, the lamp is not turned on. If the "LAMP-HV-DET" (pin96 IC6902) is high at the same time, it is classified as no lamp or a dead lamp.

Self-Diagnosis Block Diagram



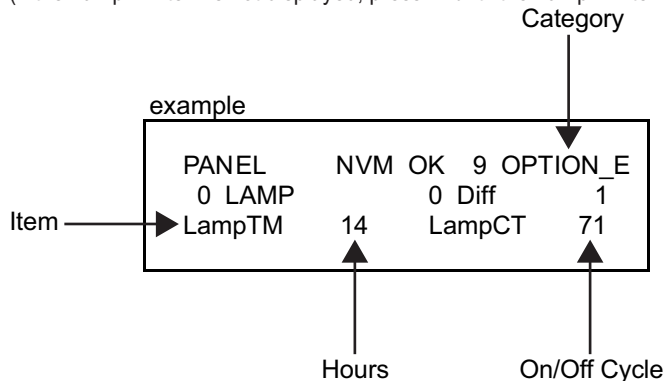
Reading Lamp and Panel time

Use the following to determine the lamp and panel time of a set.

Screen Display Method

To access service mode, press the buttons on the Remote Commander sequentially, in rapid succession, as shown below:

1. Press **DISPLAY** → Channel **5** → Volume **+** → **POWER**
2. Press **JUMP** until the PANEL service menu displays.
3. To display the Lamp time, press **2** until the OPTION_E category displays.
4. The LampTM is the first item in the OPTION_E category.
(If the LampTM item is not displayed, press **1** until the LampTM item displays.)



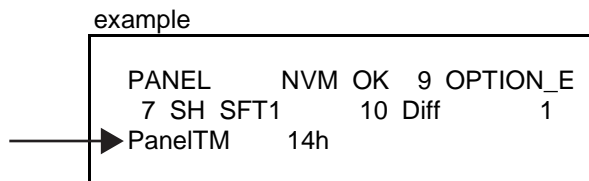
The screen displays:

“Total lamp time is 14 hours” and “Total lamp ON/OFF cycle is 71 times”

NOTE: If replacing the lamp, reset the lamp time by pressing Channel **3** → **Mute** → **ENT**.

WRI-EXE(Character color is Red) is momentarily displayed and LampTM is reset to “0”.

5. To display the Panel time, press **1** until the PanelTM item displays.



The screen displays:

“Total Panel time is 14 hours”

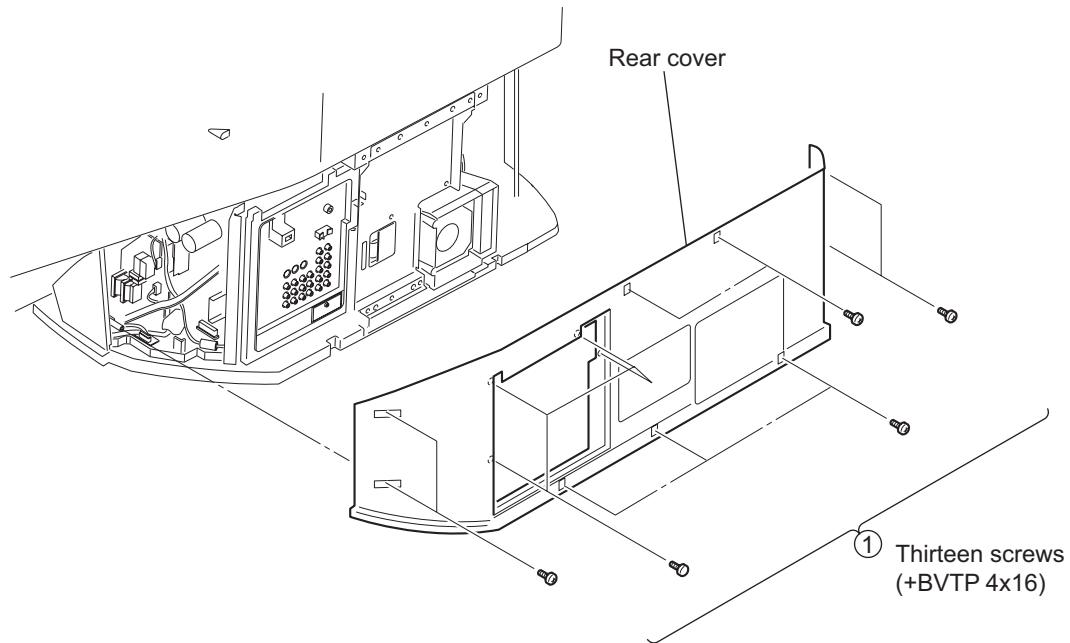
NOTE: You cannot reset the Panel time with the Service menu.

Exiting Service Mode

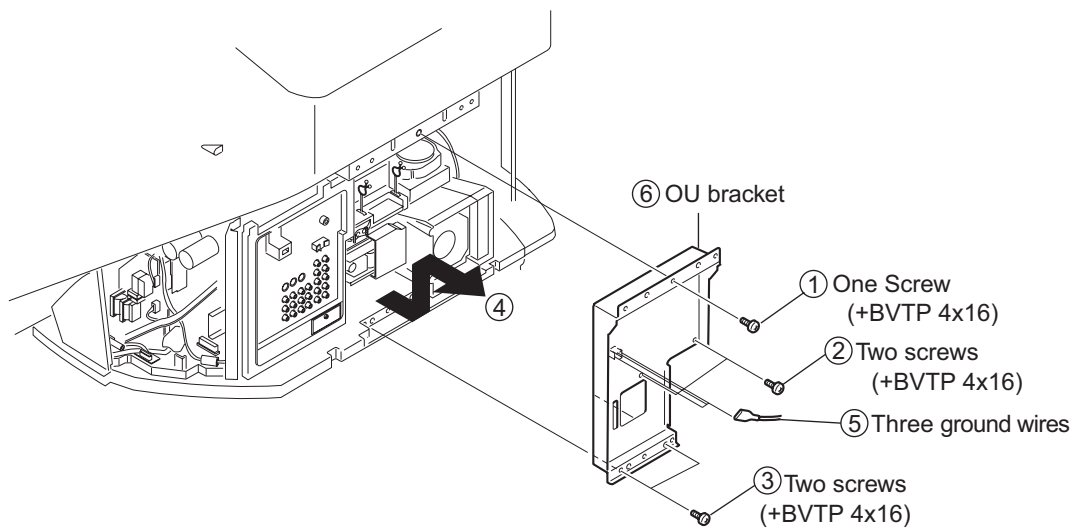
After completing the changes exit service mode by turning off the set using the Remote Commander or the power switch.

SECTION 1: DISASSEMBLY

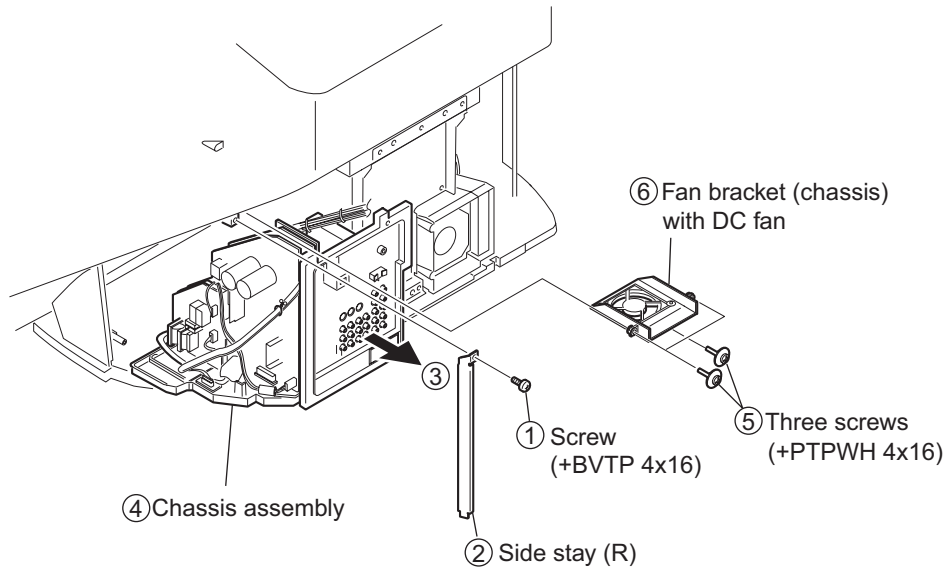
1-1. REAR COVER REMOVAL



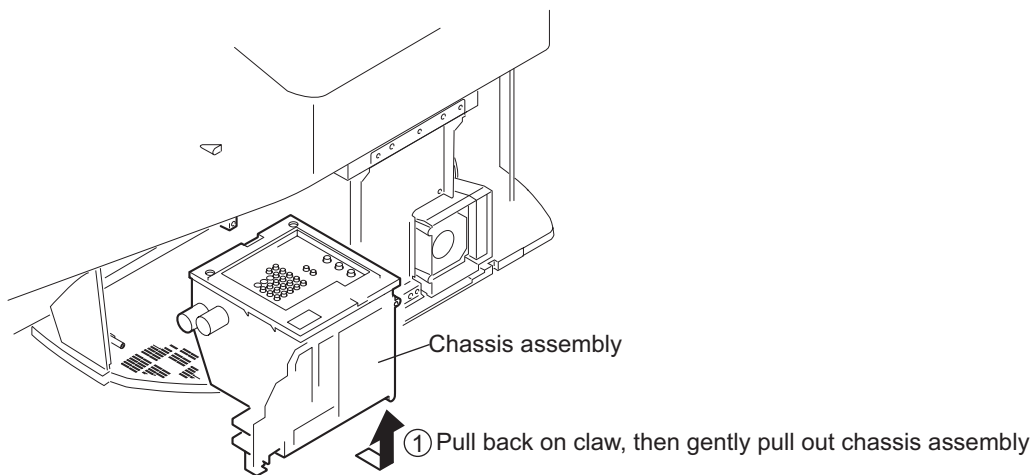
1-2. OU BRACKET REMOVAL



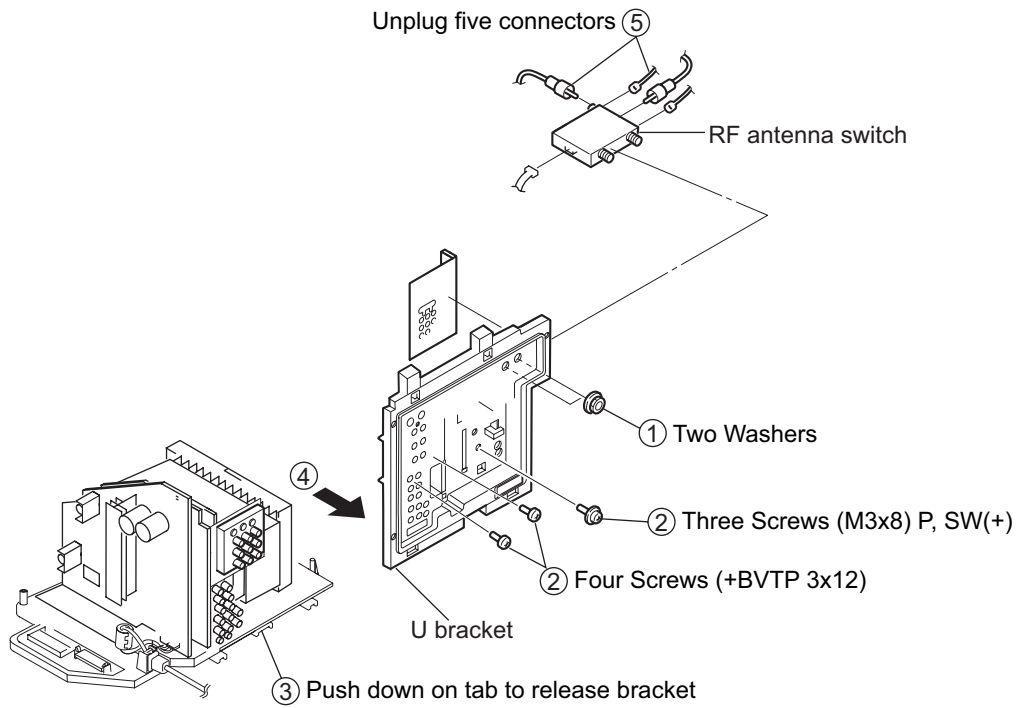
1-3. CHASSIS ASSEMBLY AND FAN REMOVAL



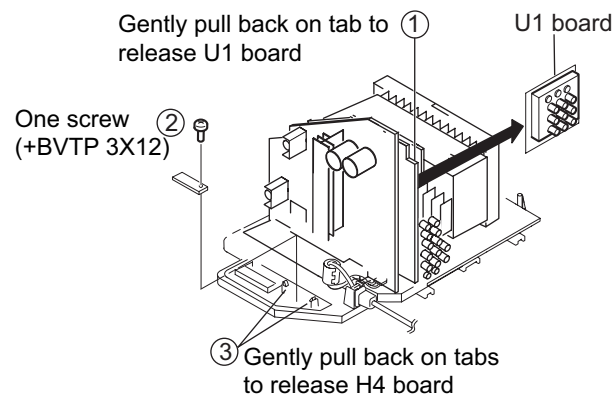
1-4. SERVICE POSITION



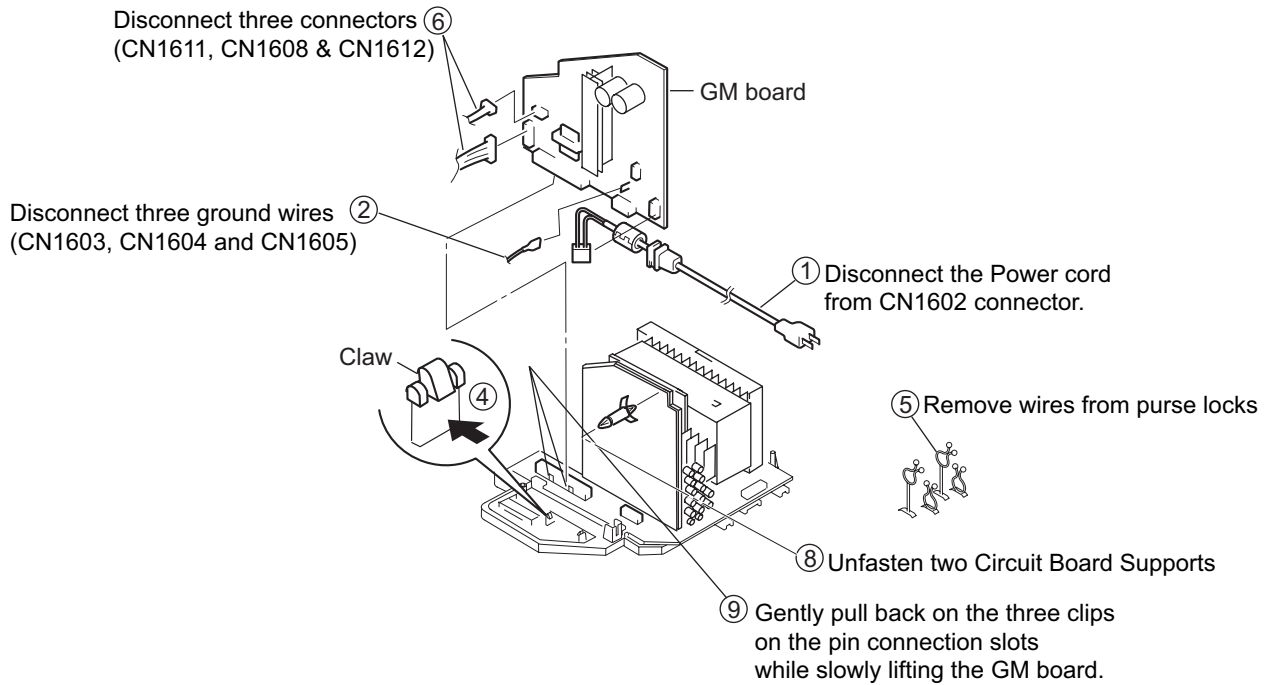
1-5. RF ANTENNA SWITCH REMOVAL



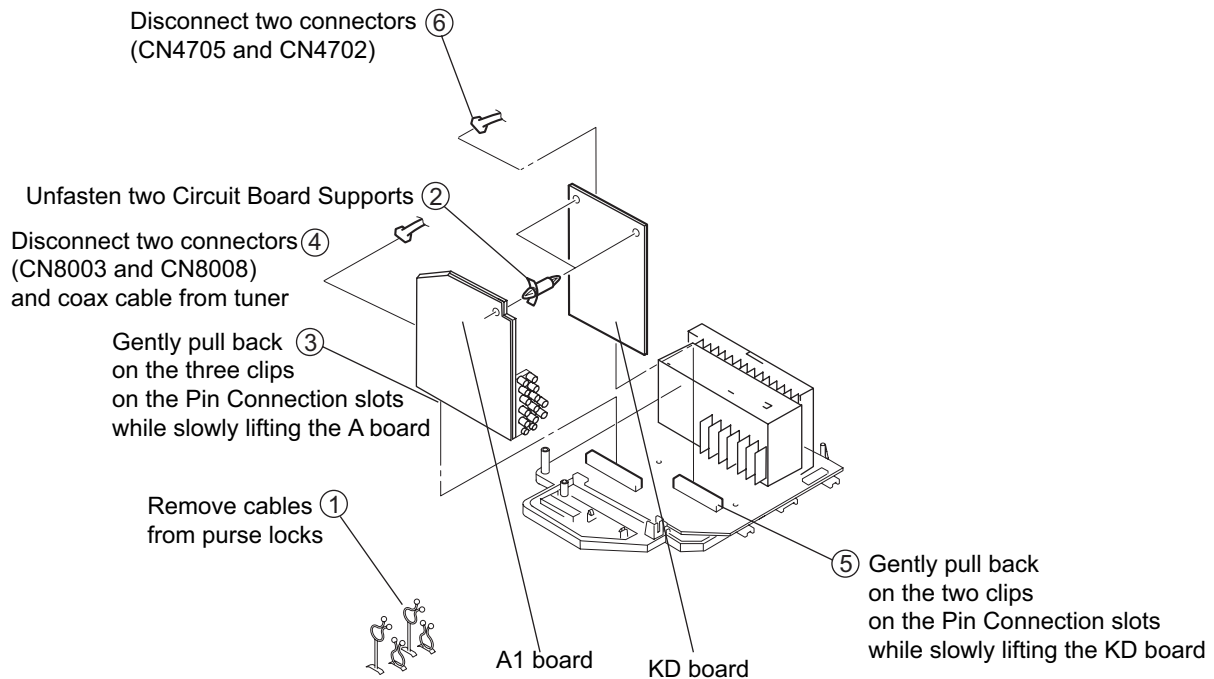
1-6. U1 BOARD AND H4 BOARD REMOVAL



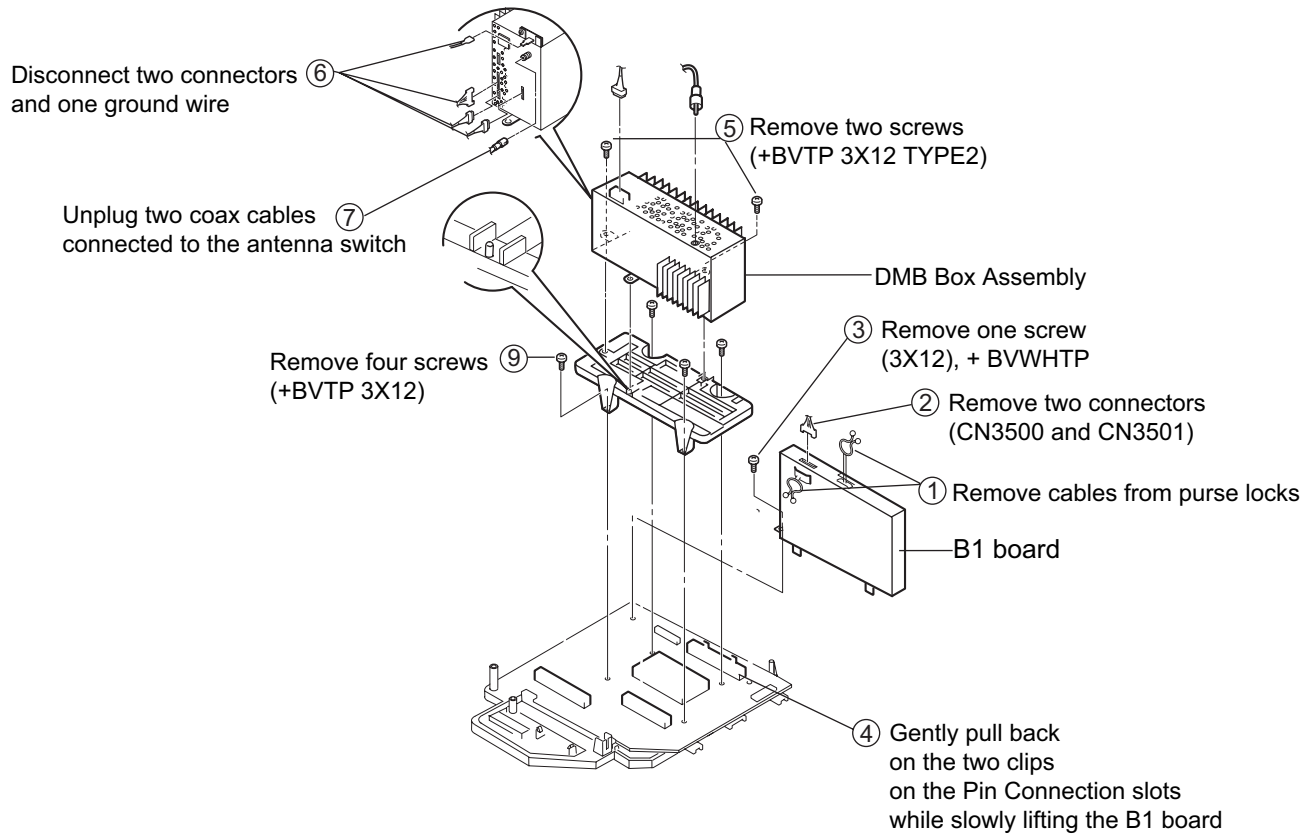
1-7. GM BOARD REMOVAL



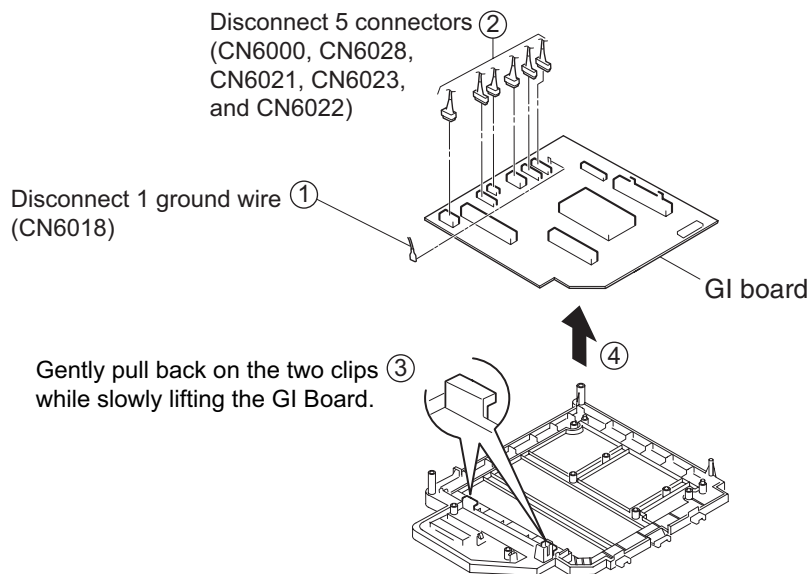
1-8. A1 BOARD AND KD BOARD REMOVAL



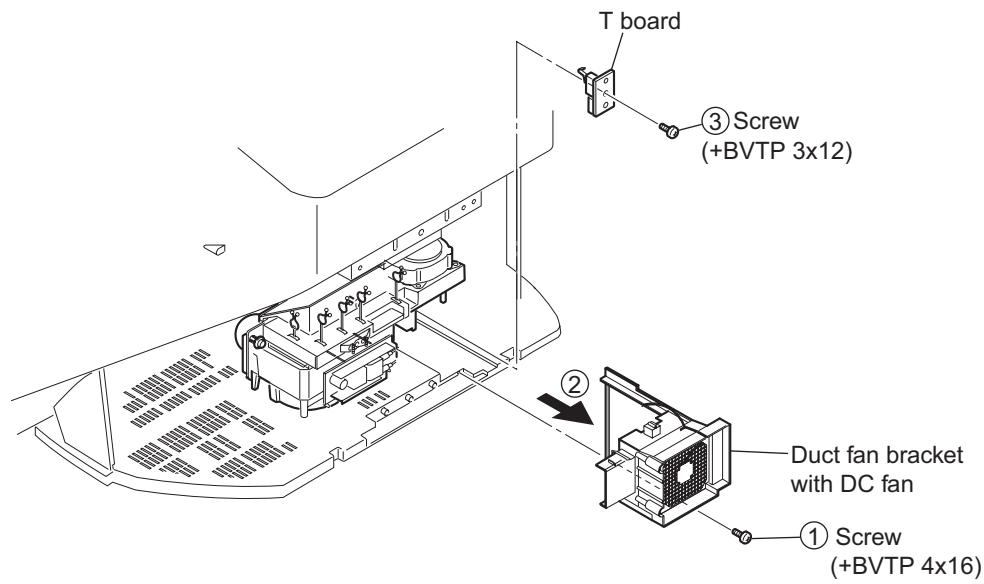
1-9. DMB ASSEMBLY (Q BOX) AND B1 BOARD REMOVAL



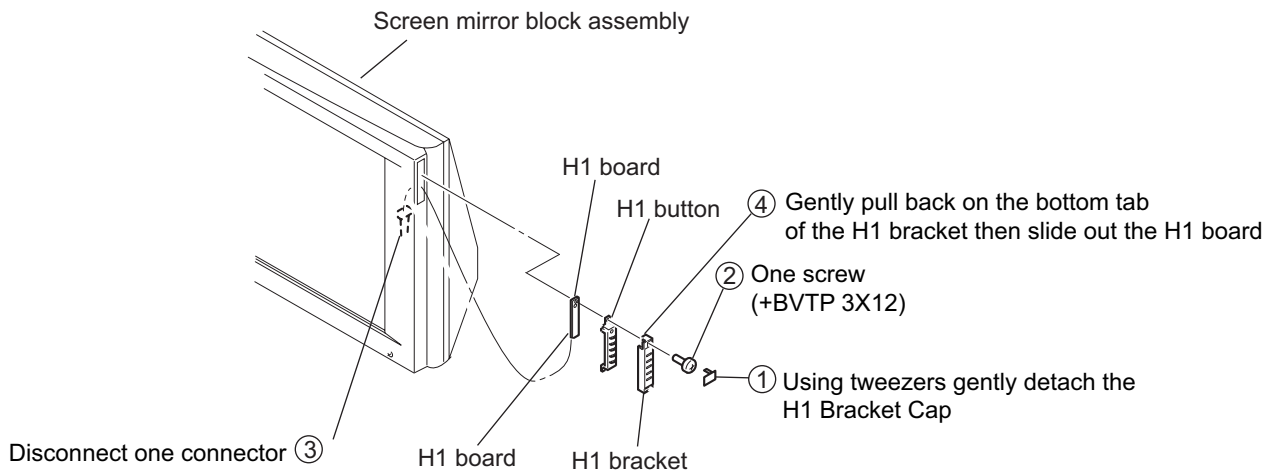
1-10. GI BOARD REMOVAL



1-11.FAN AND T BOARD REMOVAL

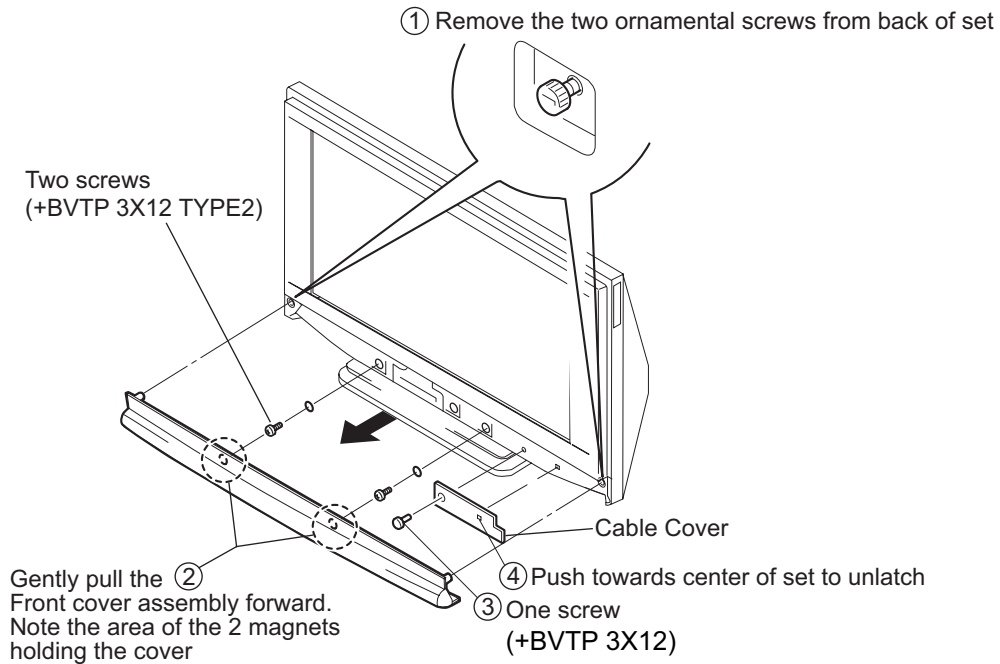


1-12.H1 BOARD REMOVAL



1-13.FRONT COVER ASSEMBLY REMOVAL

Be sure the Front Input door is closed before removing the Front Cover Assembly.

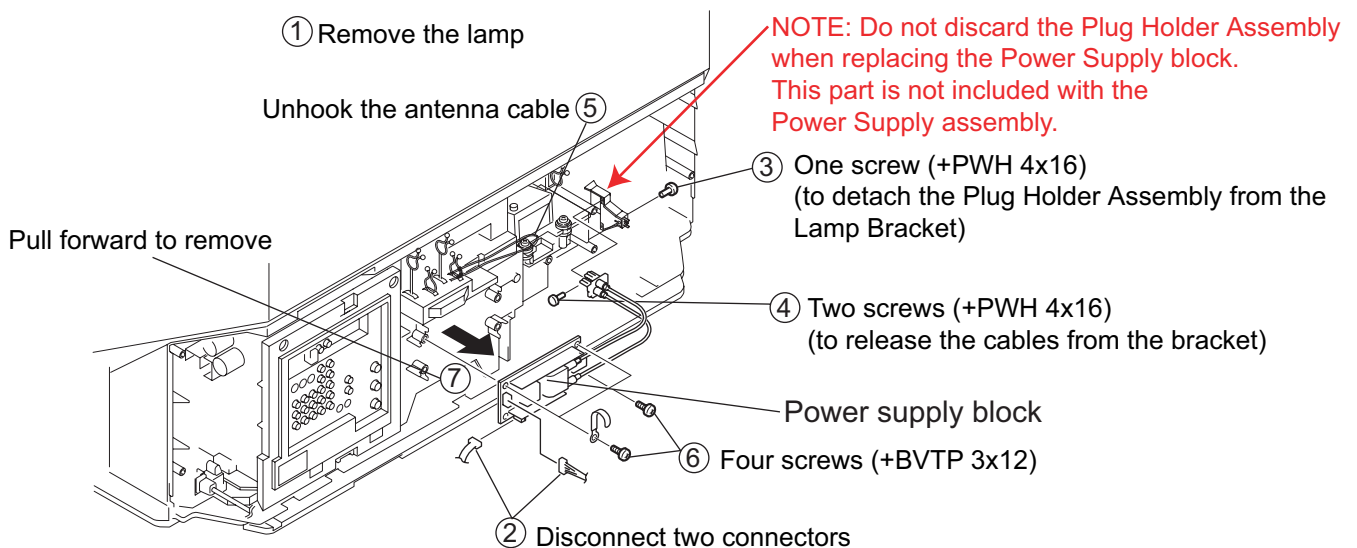


1-13-1.REPLACING THE LAMP

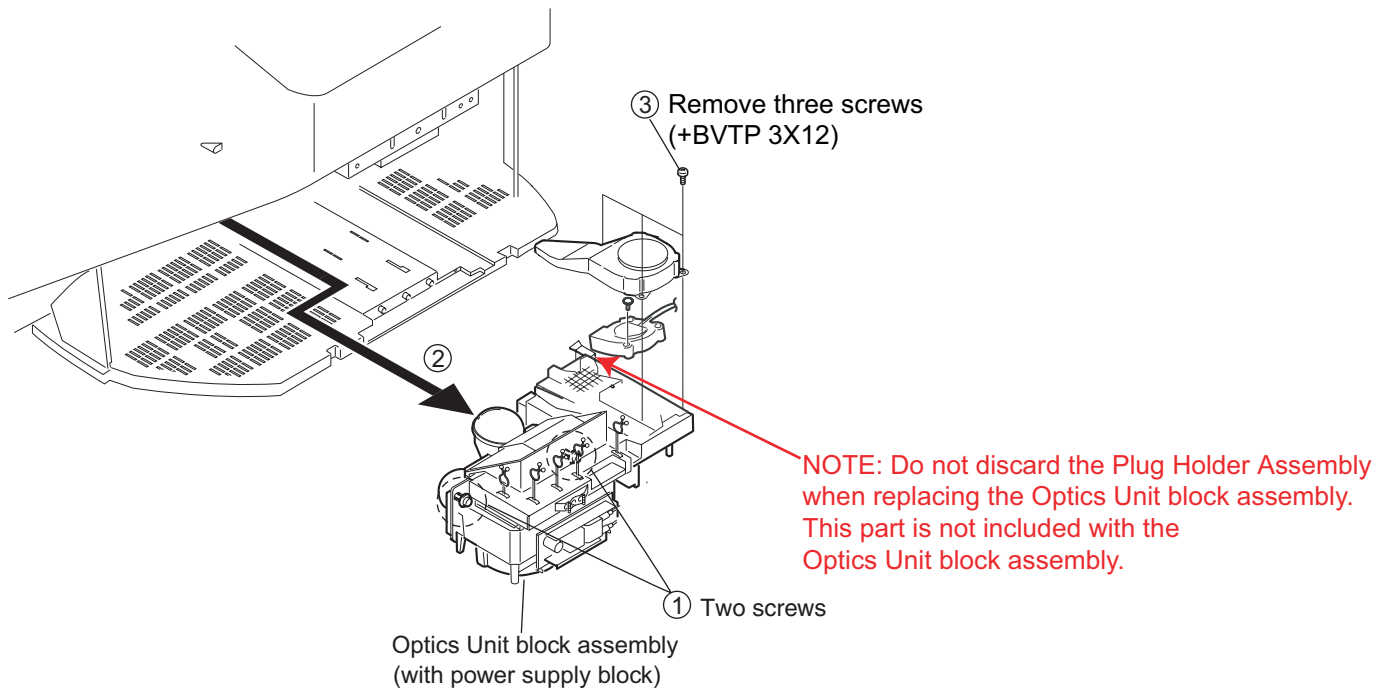
For detailed instructions on replacing the lamp, see Page 76 of the Operating Instructions manual.

1-14.POWER SUPPLY BLOCK REMOVAL (LAMP DRIVE UNIT)

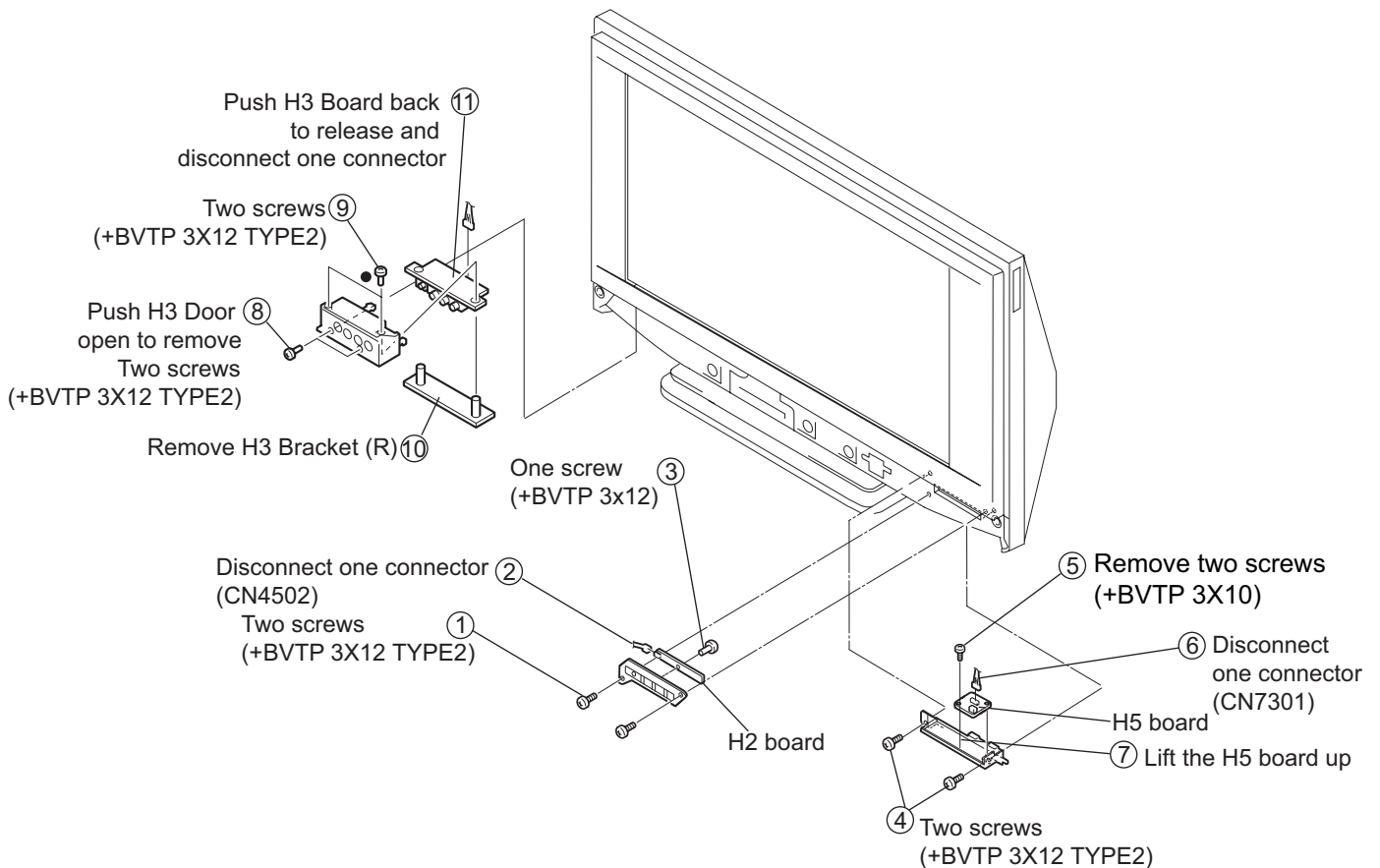
Use caution when removing the Power Supply Block to not move the Optical Unit Block



1-15.OPTICS UNIT BLOCK ASSEMBLY FAN REMOVAL



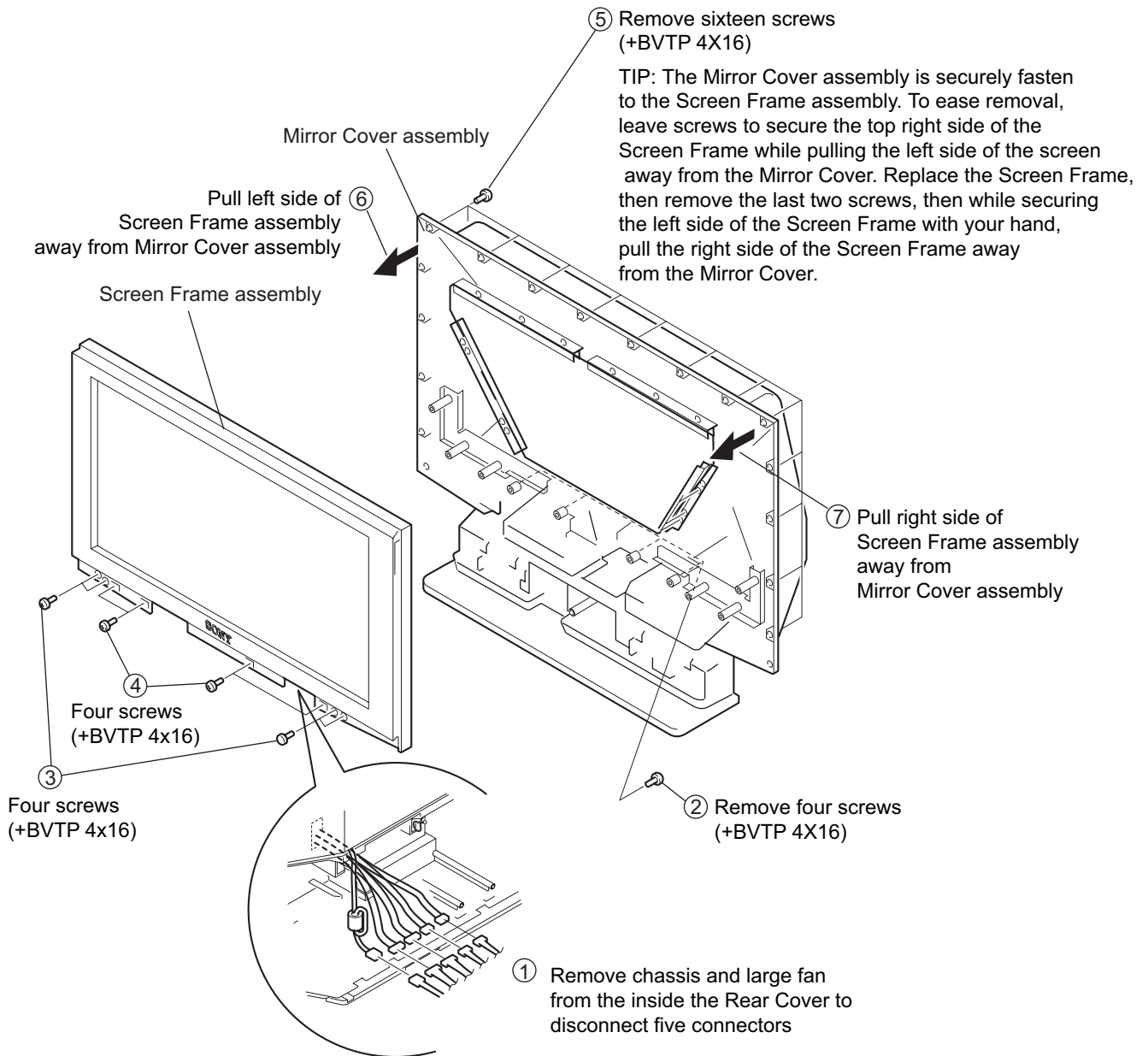
1-16.H2 BOARD, H3 BOARD, AND H5 BOARD REMOVAL



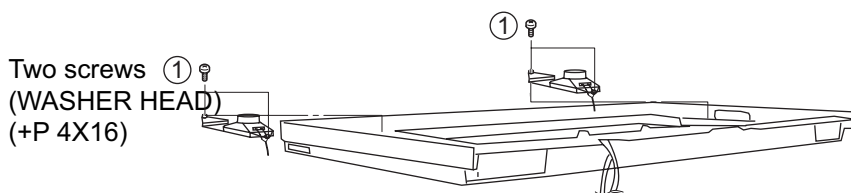
1-17.SCREEN MIRROR BLOCK ASSEMBLY REMOVAL

Caution:




When repairing anything inside the Screen Mirror Block Assembly be sure to clean the mirror and Diffusion Plate(s) to remove any dust particles.




1-18.SPEAKER REMOVAL




WIRE DRESSING



231876601
ELECTRIC CONDUCTION TAPE, A
(1 Piece)








Install Faston Terminal of
191001690 to DMB. Route
wire around Main Harness
and LVDS











231876601
ELECTRIC CONDUCTION TAPE, A
(2 Pieces)
Tape Must completely cover connector header and
make good contact with shield




231876601
ELECTRIC CONDUCTION TAPE, A
(1 Piece)
















1. Install 4-662-796-01 CLIP, COACHING to H4 Board.
2. Then secure using 7-685-648-71 SCREW +BVTP 3X12 TYPE2 IT-3



1. Install AC Cord to CN1602 on [GM] Board








1. Twist AC Cord as shown and install into Chassis bracket.





1. Secure AC cord with Clip, Coaching as shown

HM BLOCK WIRE DRESSING



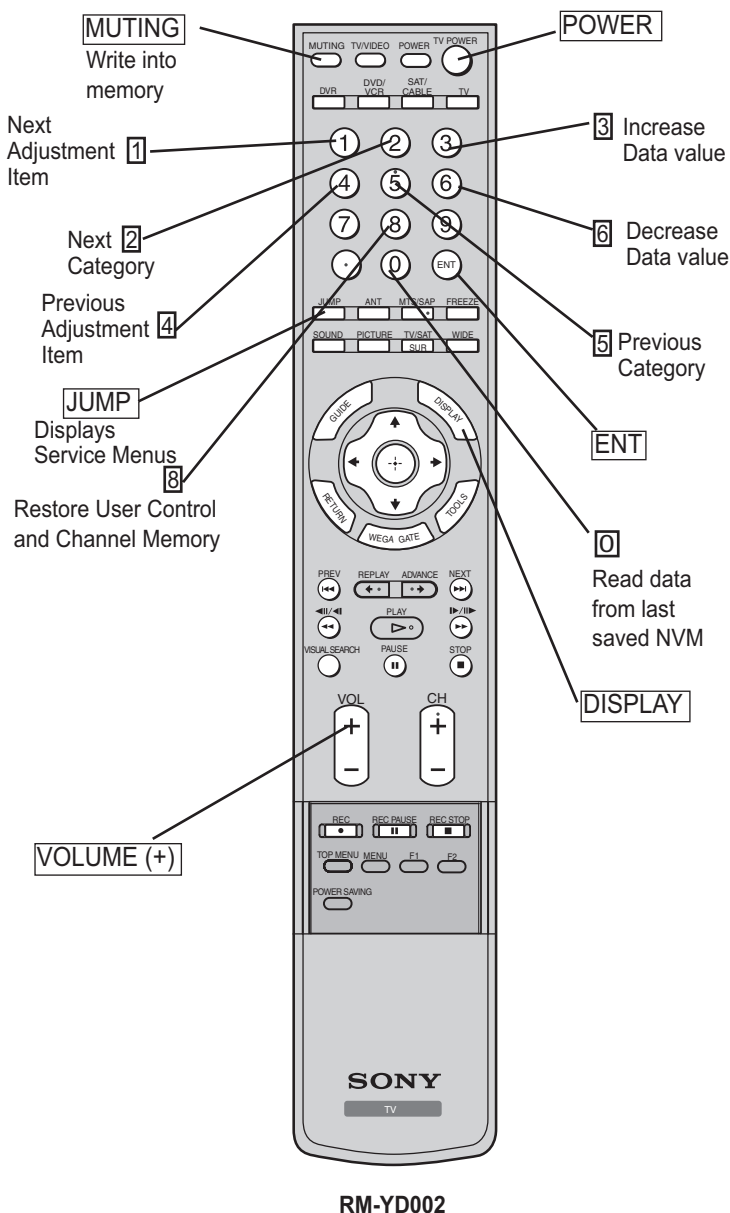




**LVDS CONNECTOR WILL CHANGE FROM SONY P/N 1-910-004-95 to 1-830-099-41
SEE RN ECB03799 AND PCN MB607037**

SECTION 2: CIRCUIT ADJUSTMENTS

2-1. REMOTE ADJUSTMENT BUTTONS AND INDICATORS



2-2. ACCESSING THE SERVICE ADJUSTMENT MODE

To adjust various set features, use the Remote Commander to put the set into service mode to display the service menus.

1. TV must be in standby mode. (Power off).
2. Press the following buttons on the Remote Commander within a second of each other:

[DISPLAY] → Channel [5] → Volume [+] → [POWER].

The first service menu (TV) displays.

3. To display the service menu that contains the category you want to adjust, press [JUMP] on the Remote Commander. (Refer to Service Menus)

Category	Data Value	Item #
VERSION	0 0	SERVICE
VERS	WIDE ZOOM	VIDEO 1
	WSL: 12	480I
F/A: 00000000	00000000	
CBA: 00000000	00000000	

Item

Sample TV Service Menu

2-3. CHANGING SERVICE ADJUSTMENT MODE MEMORY

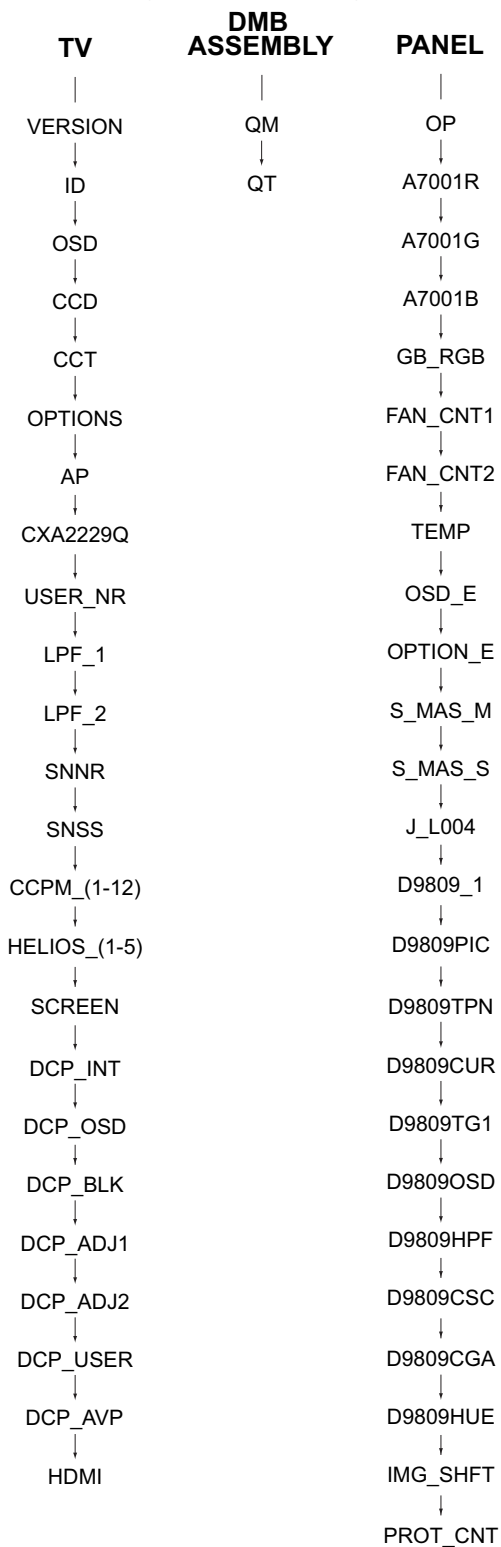
1. Access Service Adjustment Mode and select the service menu you want to adjust.
2. To change the **category**, press [2] or [5] on the Remote Commander.

Note: Pressing [2] or [5] only changes the categories within the service menu displayed. To change a category on one of the other service menus, press the [JUMP] button until the correct service menu is displayed.
3. To change the **adjustment item**, press [1] or [4] on the Remote Commander.
4. To change the **data value**, press [3] or [6] on the Remote Commander.

Note: To go back to the last saved data value, press [0] then [ENTER] on the Remote Commander to read the memory.
5. To write into memory, press [MUTING] then [ENT] on the Remote Commander.
6. To exit service mode, turn the power off.

SERVICE MENUS

(CATEGORIES ONLY)



2-4. MEMORY WRITE CONFIRMATION METHOD

1. After completing all adjustments turn the set off with the Remote Commander and **WAIT** for the fans to turn off before proceeding to the next step.

Note: It may take up to two minutes for the fans to stop.

Caution: To avoid over heating the lamp, do not unplug the set until the fans have stopped.

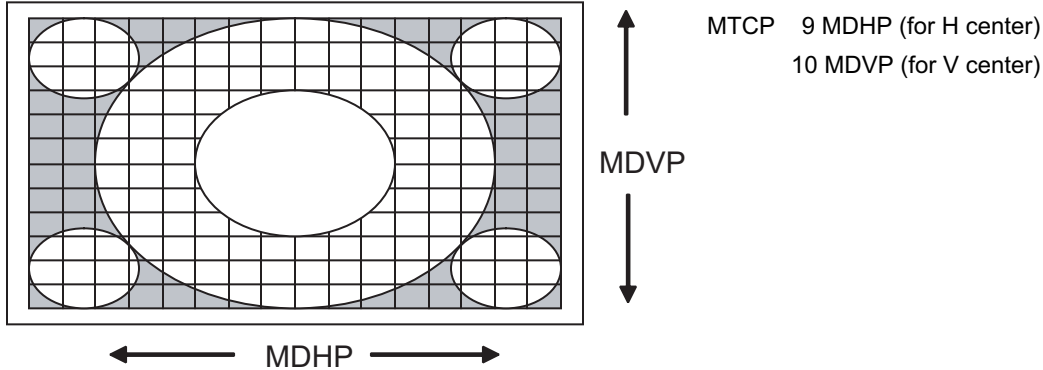
2. After the fans have stopped, unplug the set from the AC outlet, then plug the set back in the AC outlet.
3. To verify the changes repeat steps 2 through 5 from sections 2-2. Accessing the Service Adjustment Mode and 2-3. Changing Service Adjustment Mode Memory.
4. To exit service mode, turn the power off.

Note: To restore the User Controls and Channel Memory settings to the preset factory conditions, put the set into service mode (step 2 from 2-1. Accessing the Service Adjustment Mode), then press **[8] then **[ENT]** on the Remote Commander. The set will restart and display the initial setup screen.**

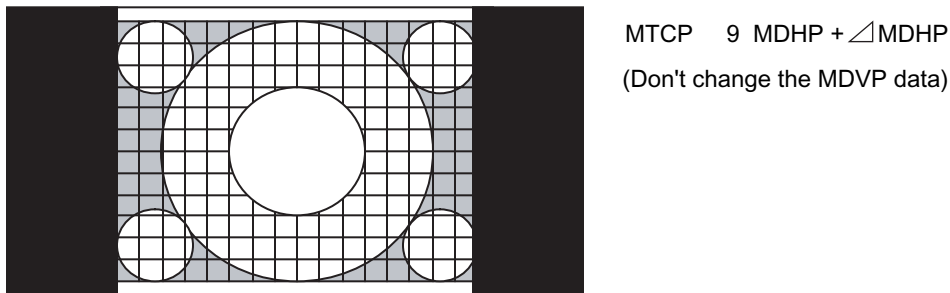
2-5. H/V CENTER CONFIRMATION AND ADJUSTMENTS

Please check the picture horizontal/vertical center after the replacement of the Optics Unit Block Assembly or any part of the Top assembly.

1. Check the H/V center with 480i monoscope signal in "Full" mode.
2. If the center is shifted, adjust using the following service items:
NOTE: Please record the steps shifted as \triangle MDHP and \triangle MDVP .



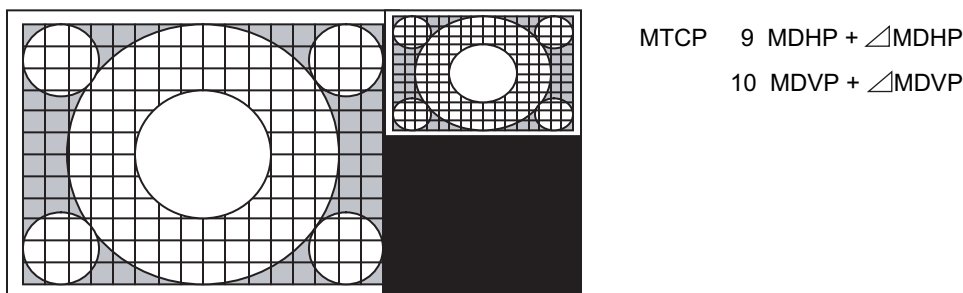
3. Change the WIDE mode to "Normal" and change the register data as follows:



4. Display the Twin Picture with the "split" button of the remote commander and change the registers data as follows:



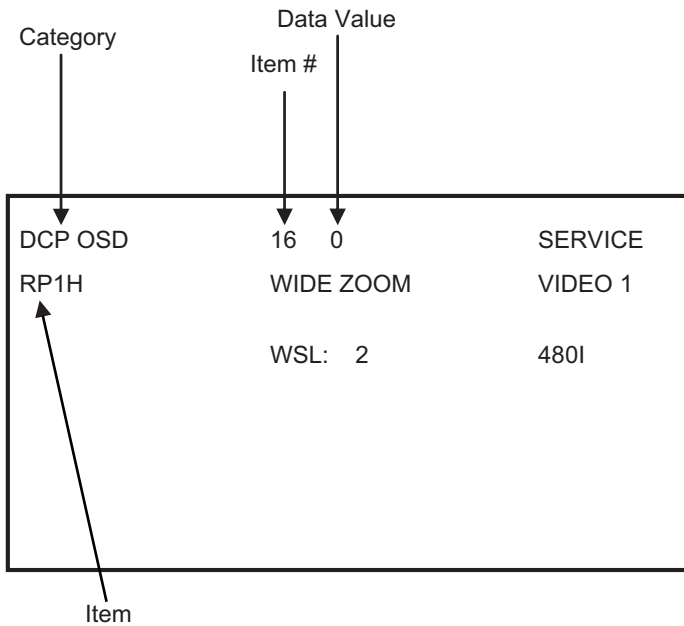
5. Press "Favorites" button and change the registers data as follows:



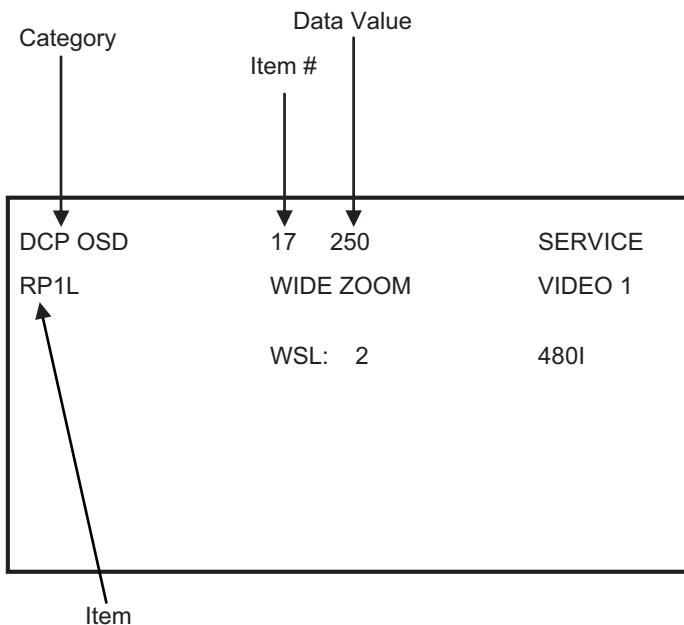
2-6. ADJUSTING ON SCREEN DISPLAY (OSD) POSITION

Use the DCP_OSD category to change the OSD.

1. Access Service Adjustment Mode and select the TV service menu.
2. Press **2** until the DCP OSD category displays.
3. Press **1** until the RP1H item (#16) displays.
4. Verify the **data value** is set to **0**.



5. Press **1** until the RP1L item (#17) displays.



6. To move the OSD:
 - to the right, increase the **data value** by pressing **3**.
 - to the left, decrease the **data value** by pressing **6**.

Note: To go back to the last saved data value, press **0** then **ENTER** on the Remote Commander to read the memory.
7. To write into memory, press **MUTING** then **ENT** on the Remote Commander.
8. To exit service mode, turn the power off.

2-7. SERVICE DATA

Only the Adjustable registers are shown in this data list.

TV (SERVICE DATA)

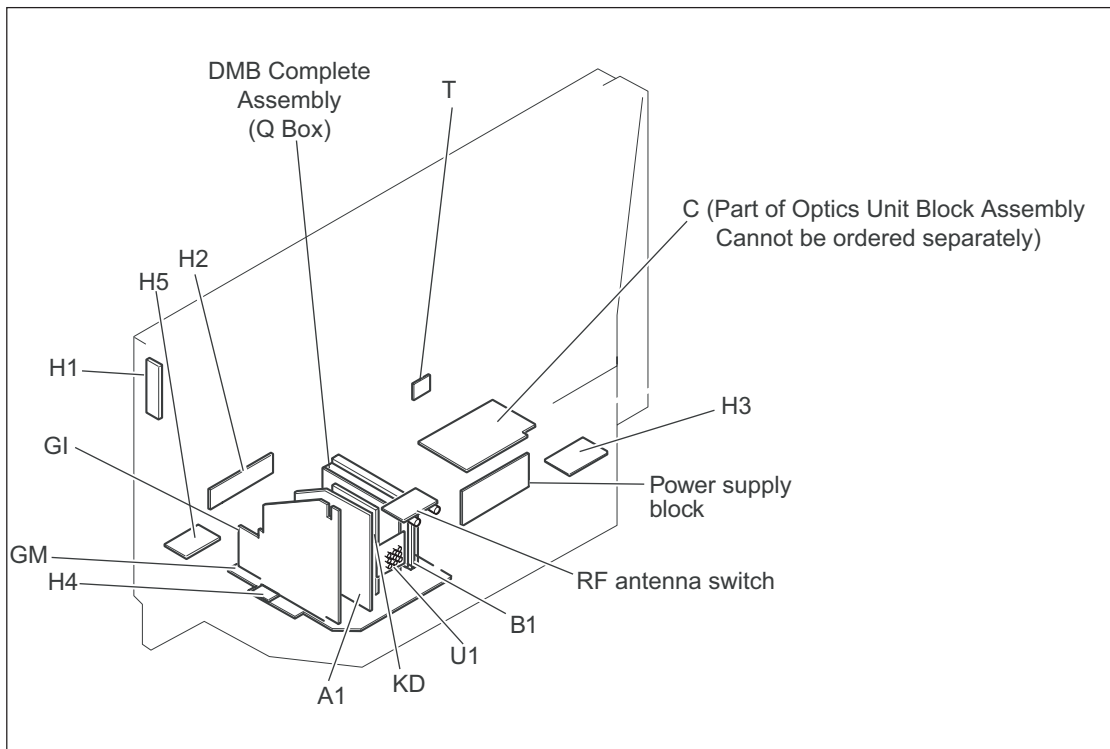
CATEGORY	#	ITEM	ITEM DESCRIPTION	CONDITION	SERVICE DATA VALUE							
					KDF-E55A20	KDF-E60A20	MIN	MAX	+ = Unsigned - = Signed			
CCPM_1	20	CVYL	Composite input Y level setting	UV	185	185	0	255	+			
				Video	186	186	0	255	+			
HELIOS_3	9	MDHP		VGA Normal	106	106	0	255	+			
				VGA Others	22	22	0	255	+			
				Others Normal	106	106	0	255	+			
				Others Others	11	11	0	255	+			
	10	MDVP		480i or 480p	17	19	0	255	+			
				VGA	26	26	0	255	+			
			Others	17	19	0	255	+				
DCP_OSD	16	RP1H	FIFO reading control register by higher 4bit of	Common	0	0	0	15	+			
	17	RP1L	FIFO reading control register by lower 8bit of	Common	249	249	0	255	+			
DCP_ADJ1	2	SCON	"SUB Contrast adjustment (00h: -6dB	Comp 480i DRC On	190	190	0	255	+			
				Comp 480p	199	199	0	255	+			
				Comp 1080i	199	199	0	255	+			
				Comp 720p	199	199	0	255	+			
				ATSC 480i DRC On	227	227	0	255	+			
				ATSC 480p	232	232	0	255	+			
				ATSC 1080i	232	232	0	255	+			
				ATSC 720p	232	232	0	255	+			
				11	SCOL	"SUBCOLOR adjustment (00h: -4.6dB	Comp 480i DRC On	186	186	0	255	+
							Comp 480p	186	186	0	255	+
							Comp 1080i	201	201	0	255	+
							Comp 720p	201	201	0	255	+
	ATSC 480i DRC On	222	222				0	255	+			
	ATSC 480p	222	222				0	255	+			
				ATSC 1080i	238	238	0	255	+			
				ATSC 720p	238	238	0	255	+			

PANEL (LCD ENGINE SERVICE DATA)

CATEGORY	#	ITEM	ITEM DESCRIPTION	CONDITION	SERVICE DATA VALUE					
					KDF-E55A20	KDF-E60A20	MIN	MAX	+ = Unsigned - = Signed	
A7001R	0	RGAINA			204	204	0	255	+	
	1	RGAINB			32	32	0	63	+	
	2	ROFSETA			165	165	0	255	+	
	3	ROFSETB			32	32	0	63	+	
	6	RVCOM			47	47	0	63	+	
	7	RSIDLVL			8	8	0	15	+	
	A7001G	0	GGAINA			190	190	0	255	+
1		GGAINB			32	32	0	63	+	
2		GOFSETA			146	146	0	255	+	
3		GOFSETB			32	32	0	63	+	
6		GVCOM			46	46	0	63	+	
7		GSIDLVL			8	8	0	15	+	
A7001B		0	BGAINA			179	179	0	255	+
	1	BGAINB			32	32	0	63	+	
	2	BOFSETA			125	125	0	255	+	
	3	BOFSETB			32	32	0	63	+	
	6	BVCOM			42	42	0	63	+	
	7	BSIDLVL			8	8	0	15	+	
	D9809PIC	0	CNTRAST			165	165	0	255	+
1		SCON			32	32	0	127	+	
2		BRT			220	220	0	255	+	
3		SBRT			192	192	0	255	+	
4		RGAIN			128	128	0	255	+	
5		GGAIN			128	128	0	255	+	
6		BGAIN			128	128	0	255	+	
7		RBIAS			0	0	0	255	+	
8		GBIAS			0	0	0	255	+	
9		BBIAS			0	0	0	255	+	
10		USC_ON			1	1	0	1	+	
11		BLK_LEF			pawn_pic3_normal	0	0	0	2047	+
					pawn_pic3_wide	0	0	0	2047	+
12		BLK_RGT			pawn_pic3_normal	0	0	0	2047	+
					pawn_pic3_wide	0	0	0	2047	+
13		BLK_TOP				0	0	0	2047	+
14		BLK_BTM				0	0	0	2047	+
15	BLK_LVL				0	0	0	63	+	
16	INBLKON				0	0	0	1	+	
17	OBLK_ON				0	0	0	1	+	

SECTION 3: DIAGRAMS

3-1. CIRCUIT BOARDS LOCATION



3-2. PRINTED WIRING BOARDS AND SCHEMATIC DIAGRAMS INFORMATION

All capacitors are in μF unless otherwise noted. pF : μF 50WV or less are not indicated except for electrolytics and tantalums.

All electrolytics are in 50V unless otherwise specified.

All resistors are in ohms. $\text{k}\Omega=1000\Omega$, $\text{M}\Omega=1000\text{k}\Omega$

Indication of resistance, which does not have one for rating electrical power, is as follows: Pitch : 5mm

Rating electrical power : $\frac{1}{4}$ W

$\frac{1}{4}$ W in resistance, $\frac{1}{10}$ W and $\frac{1}{16}$ W in chip resistance.

 : nonflammable resistor

 : fusible resistor

 : internal component

 : panel designation and adjustment for repair

 : earth ground

 : earth-chassis

All variable and adjustable resistors have characteristic curve B, unless otherwise noted.

Readings are taken with a color-bar signal input.

Readings are taken with a $10\text{M}\Omega$ digital multimeter.

Voltages are DC with respect to ground unless otherwise noted.

Voltage variations may be noted due to normal production tolerances.

All voltages are in V.

S : Measurement impossibility.


 : B+line.


 : B-line. (Actual measured value may be different).


 : signal path. (RF)

Circled numbers are waveform references.

The components identified by shading and  symbol are critical for safety. Replace only with part number specified.

The symbol  indicates a fast operating fuse and is displayed on the component side of the board. Replace only with fuse of the same rating as marked.

Les composants identifiés par un trame et une marque  sont critiques pour la sécurité. Ne les remplacer que par une pièce portant le numéro spécifié.

Le symbole  indique une fusible à action rapide. Doit être remplacé par une fusible de même valeur, comme marqué.

REFERENCE INFORMATION

RESISTOR

- : RN METAL FILM
- : RC SOLID
- : FPRD NONFLAMMABLE CARBON
- : FUSE NONFLAMMABLE FUSIBLE
- : RW NONFLAMMABLE WIREWOUND
- : RS NONFLAMMABLE METAL OXIDE
- : RB NONFLAMMABLE CEMENT
- : ※ ADJUSTMENT RESISTOR

COIL

- : LF-8L MICRO INDUCTOR

CAPACITOR

- : TA TANTALUM
- : PS STYROL
- : PP POLYPROPYLENE
- : PT MYLAR
- : MPS METALIZED POLYESTER
- : MPP METALIZED POLYPROPYLENE
- : ALB BIPOLAR
- : ALT HIGH TEMPERATURE
- : ALR HIGH RIPPLE

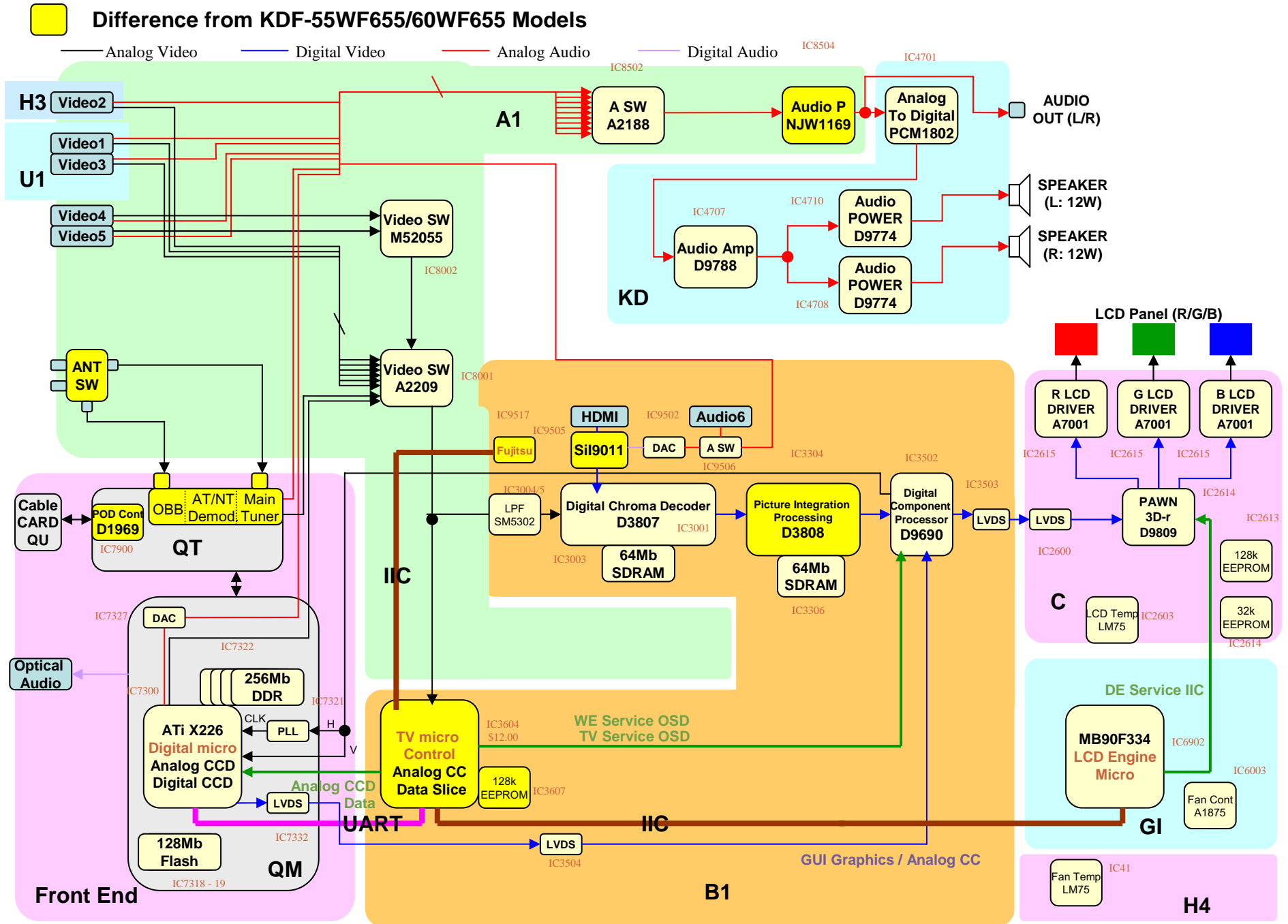
Terminal name of semiconductors in silk screen printed circuit (※)

	Device	Printed symbol	Terminal name	Circuit
①	Transistor		Collector Base Emitter	
②	Transistor		Collector Base Emitter	
③	Diode		Cathode Anode	
④	Diode		Cathode Anode (NC)	
⑤	Diode		Cathode Anode (NC)	
⑥	Diode		Common Anode Cathode	
⑦	Diode		Common Anode Cathode	
⑧	Diode		Common Anode Anode	
⑨	Diode		Common Anode Anode	
⑩	Diode		Common Cathode Cathode	
⑪	Diode		Common Cathode Cathode	
⑫	Diode		Anode Anode Cathode Cathode	
⑬	Transistor (FET)		Drain Source Gate	
⑭	Transistor (FET)		Drain Source Gate	
⑮	Transistor (FET)		Source Drain Gate	
⑯	Transistor		Emitter Collector Base	
⑰	Transistor		C2 B1 E1 E2 B2 C1	
⑱	Transistor		C1 B2 E2 E1 B1 C2	
⑲	Transistor		C1 B2 E2 E1 B1 C2	
⑳	Transistor		C1 B2 E2 E1 B1 C2	
㉑	Transistor		E2 B1 E1 C2 C1(B2)	
㉒	Transistor		(B2) B1 E1 E2 C1 C2	
㉓	Transistor		(B2) E2 E1 B1 C2 C1	
—	Discrete semiconductot			

(Chip semiconductors that are not actually used are included.)

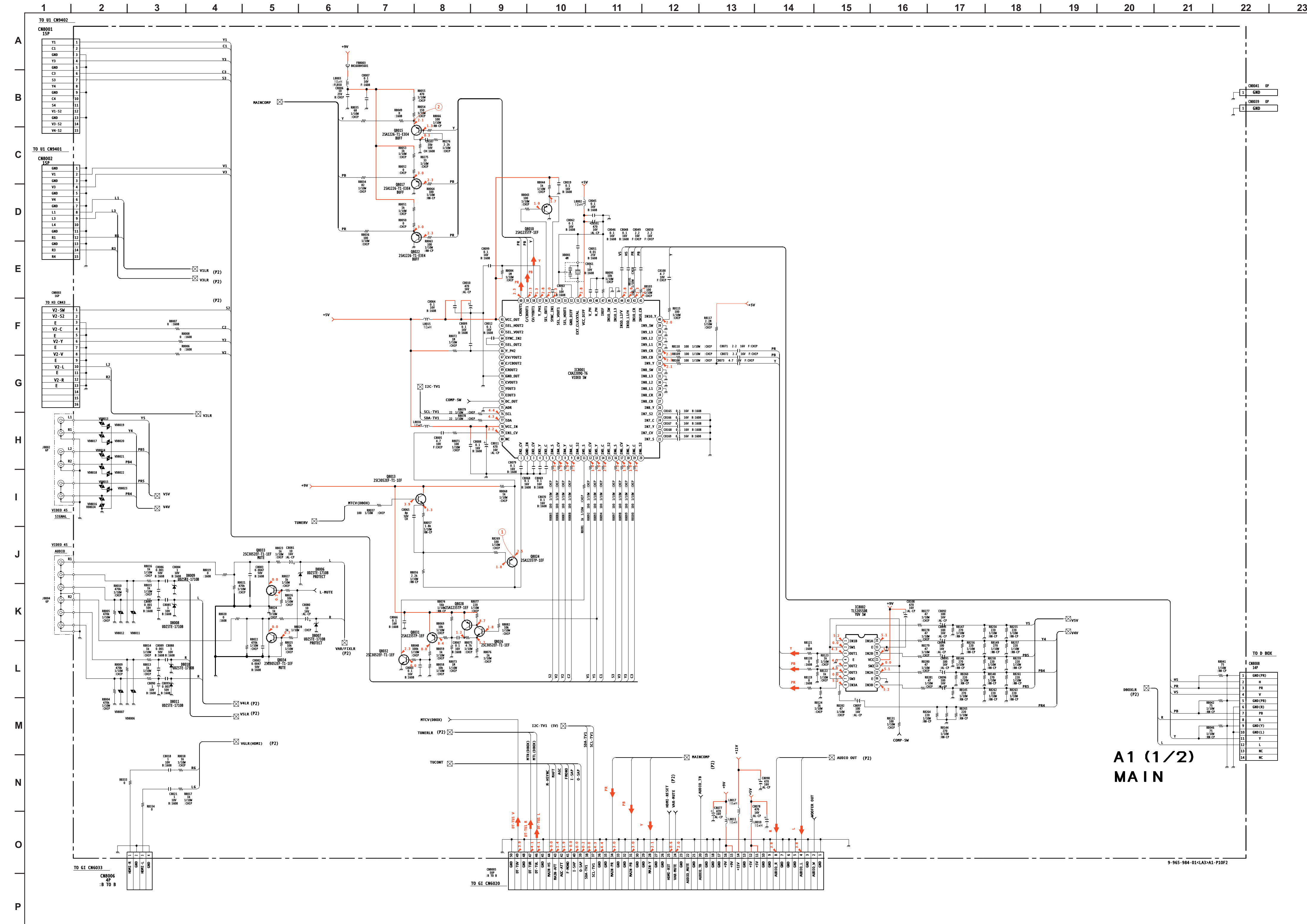
Ver.1.5

3-3. SIGNAL FLOW BLOCK DIAGRAM

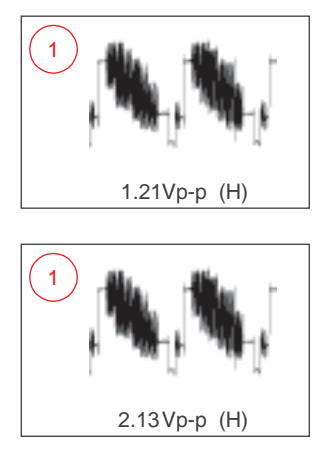


3-3. SCHEMATICS AND SUPPORTING INFORMATION

A1 BOARD SCHEMATIC DIAGRAM (1 OF 2)



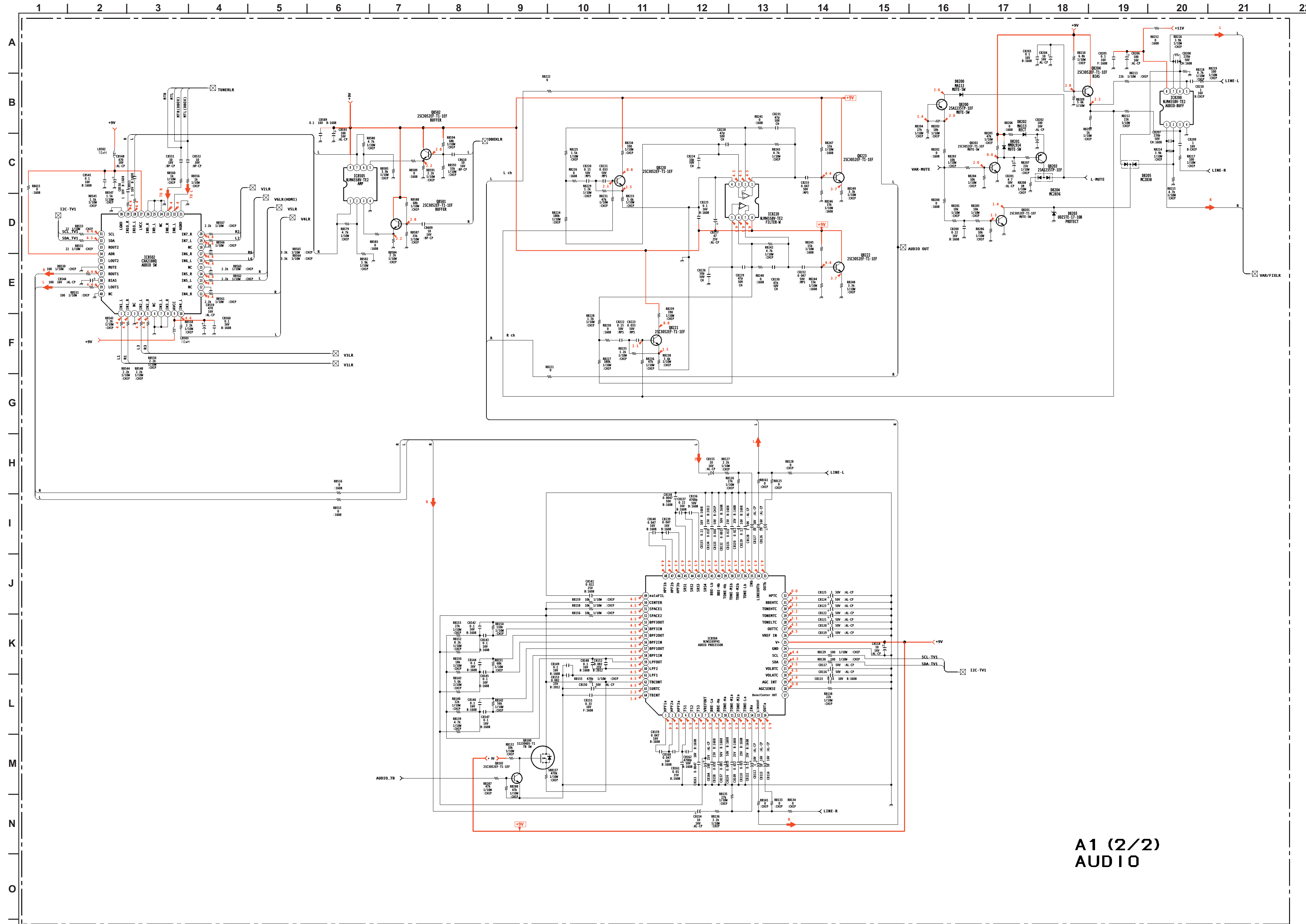
A BOARD WAVEFORMS



A1 (1/2) MAIN

9-965-984-01-1A3-A1-P10F2

A1 BOARD SCHEMATIC DIAGRAM (2 OF 2)

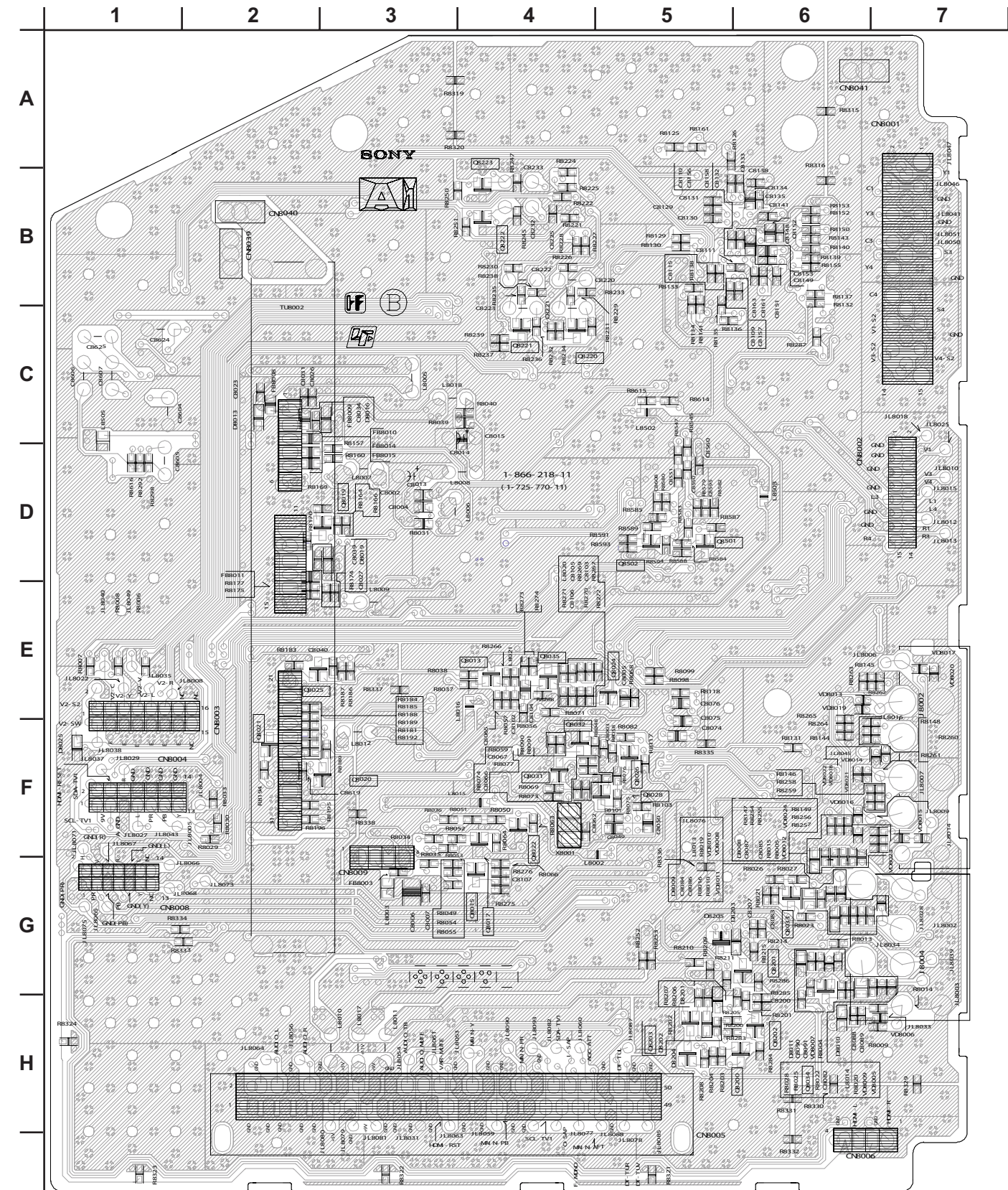
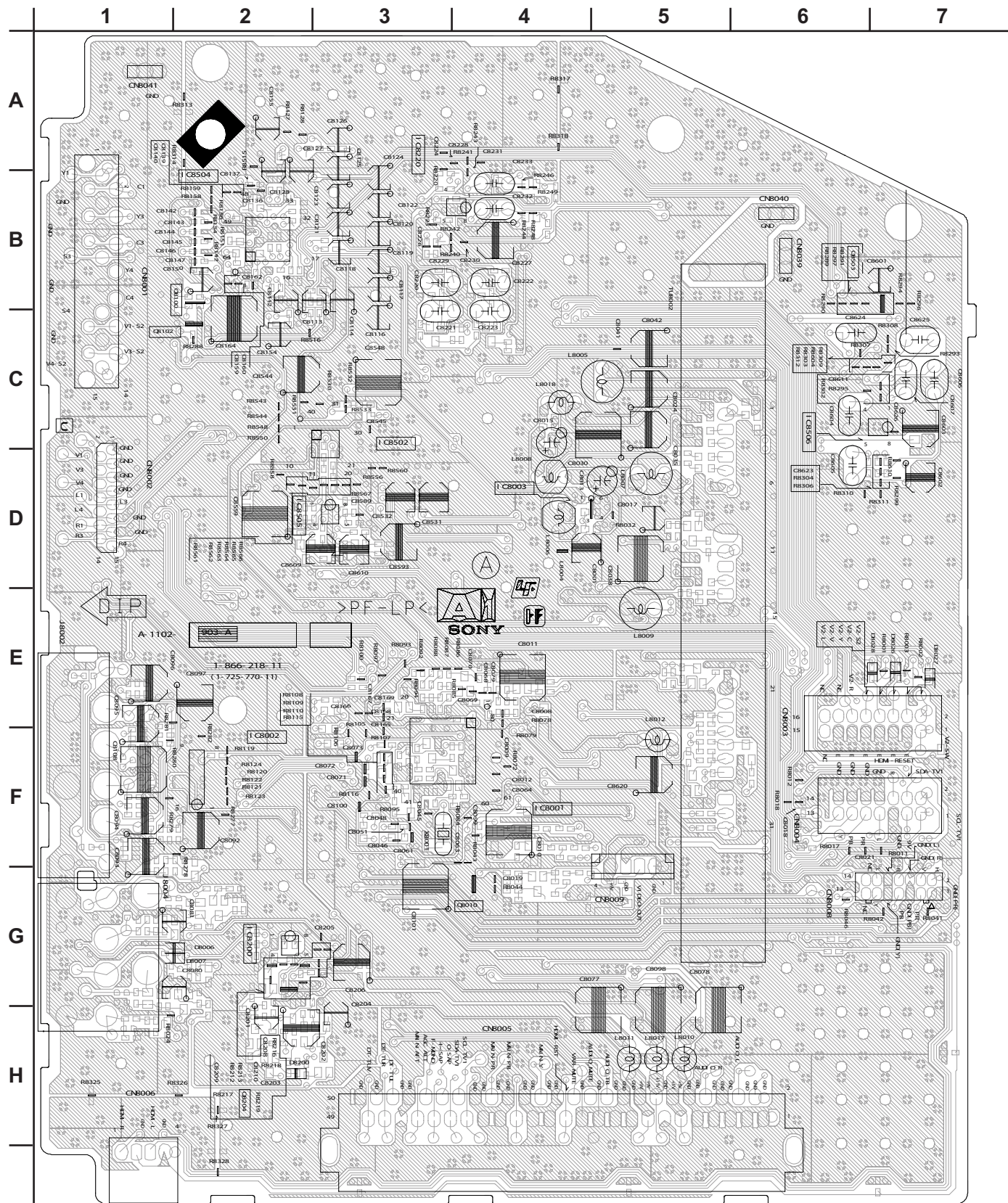


A1 (2/2) AUDIO

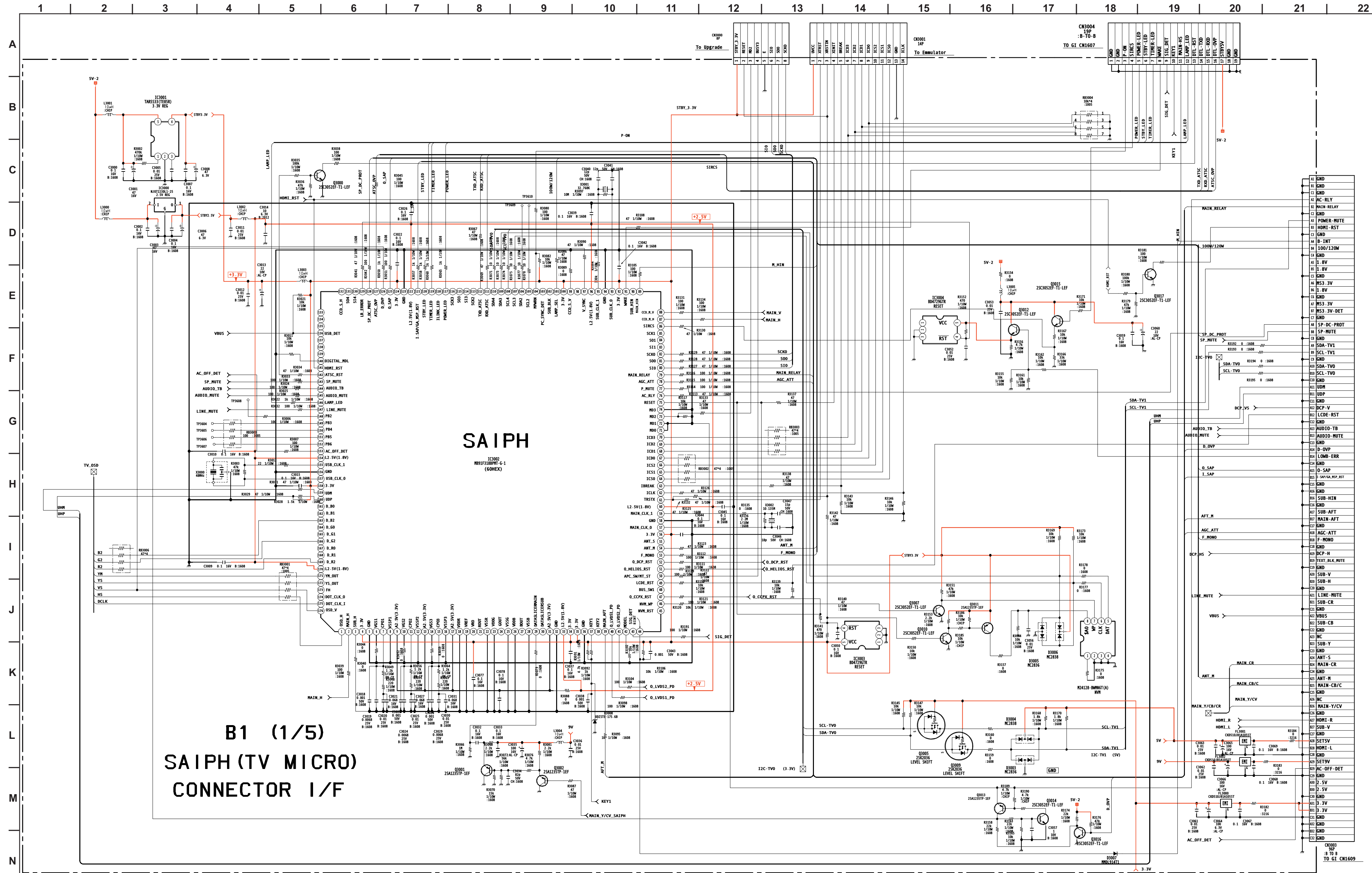
9-965-984-01-LA3-A1-P20F2

A1 [MAIN, AUDIO]
COMPONENT SIDE

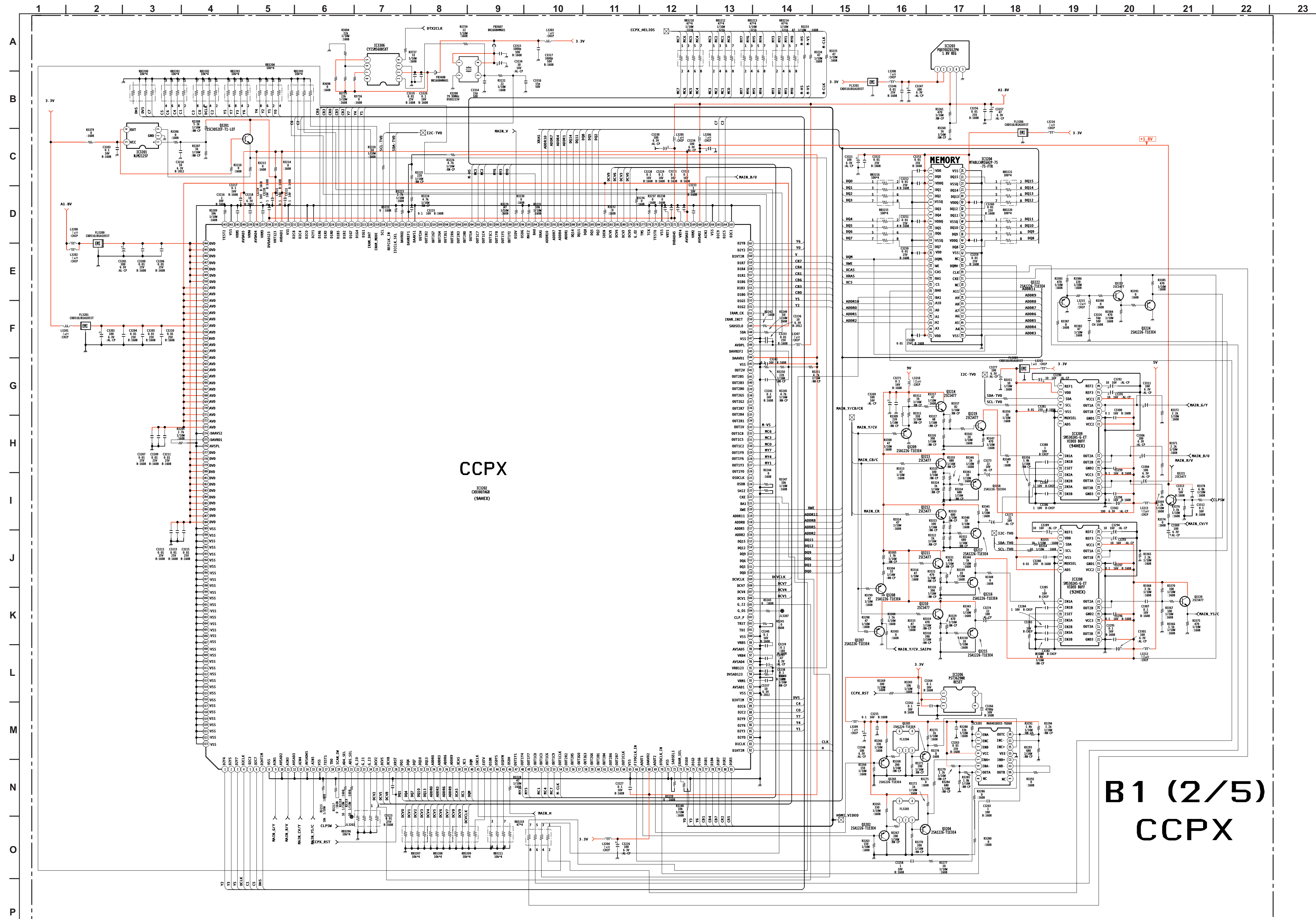
A1 [MAIN, AUDIO]
CONDUCTOR SIDE



B1 BOARD SCHEMATIC DIAGRAM (1 OF 5)

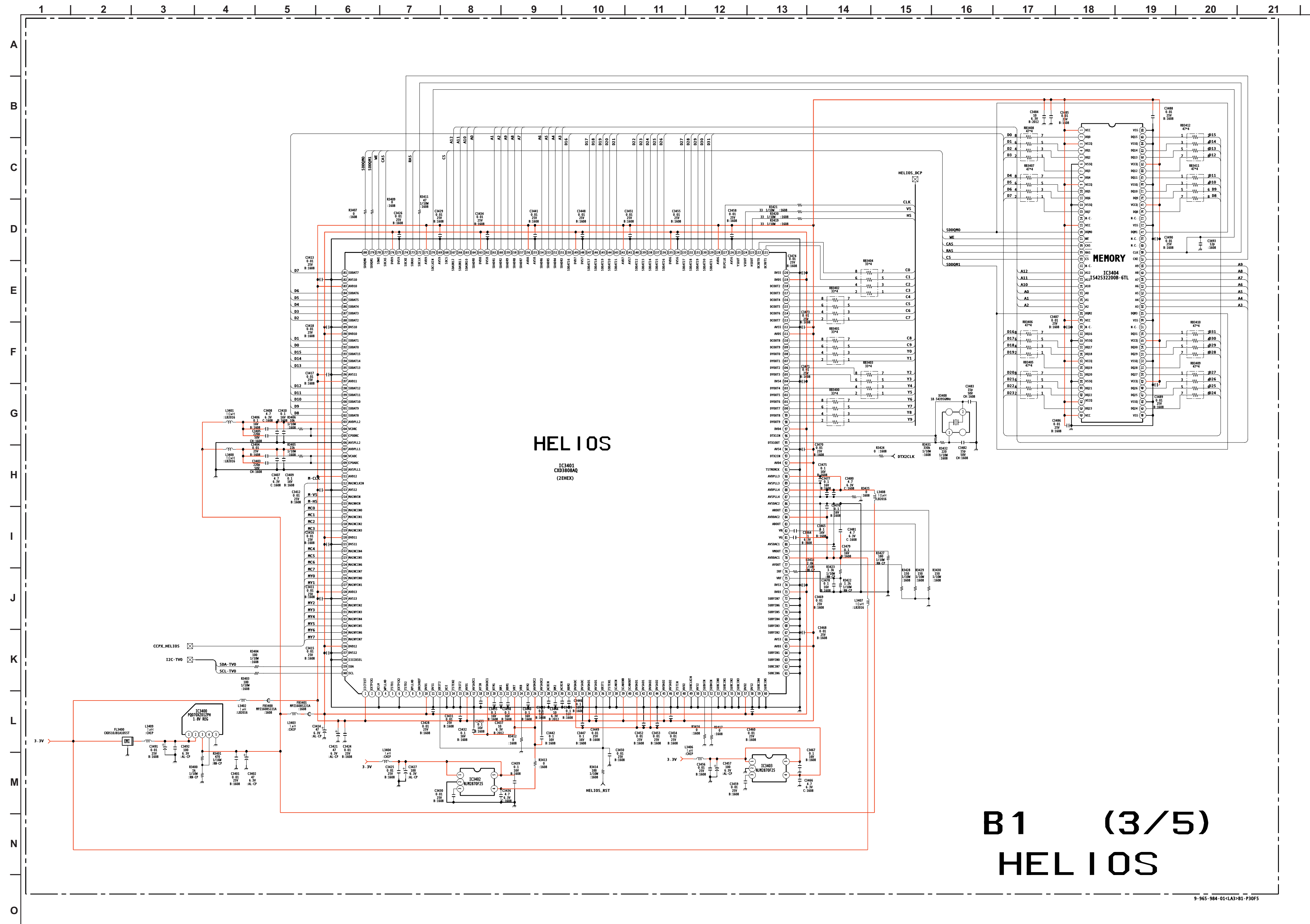


B1 BOARD SCHEMATIC DIAGRAM (2 OF 5)



B1 (2/5)
CCPX

B1 BOARD SCHEMATIC DIAGRAM (3 OF 5)

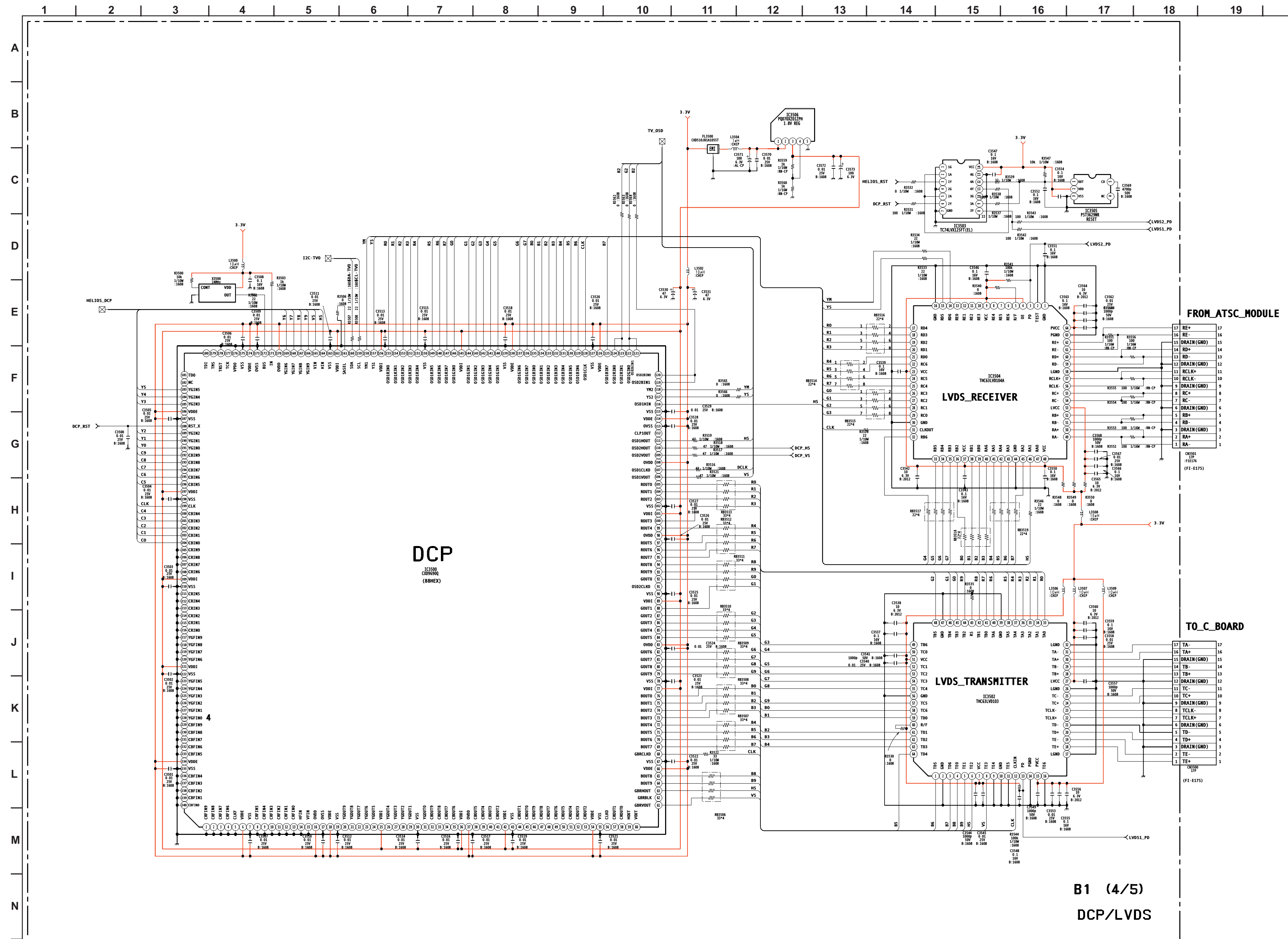


HELIOS
IC3401
XDS3808AQ
(ZEHEX)

B1 (3/5)
HELIOS

9-965-984-01-CLA3-B1-P30F5

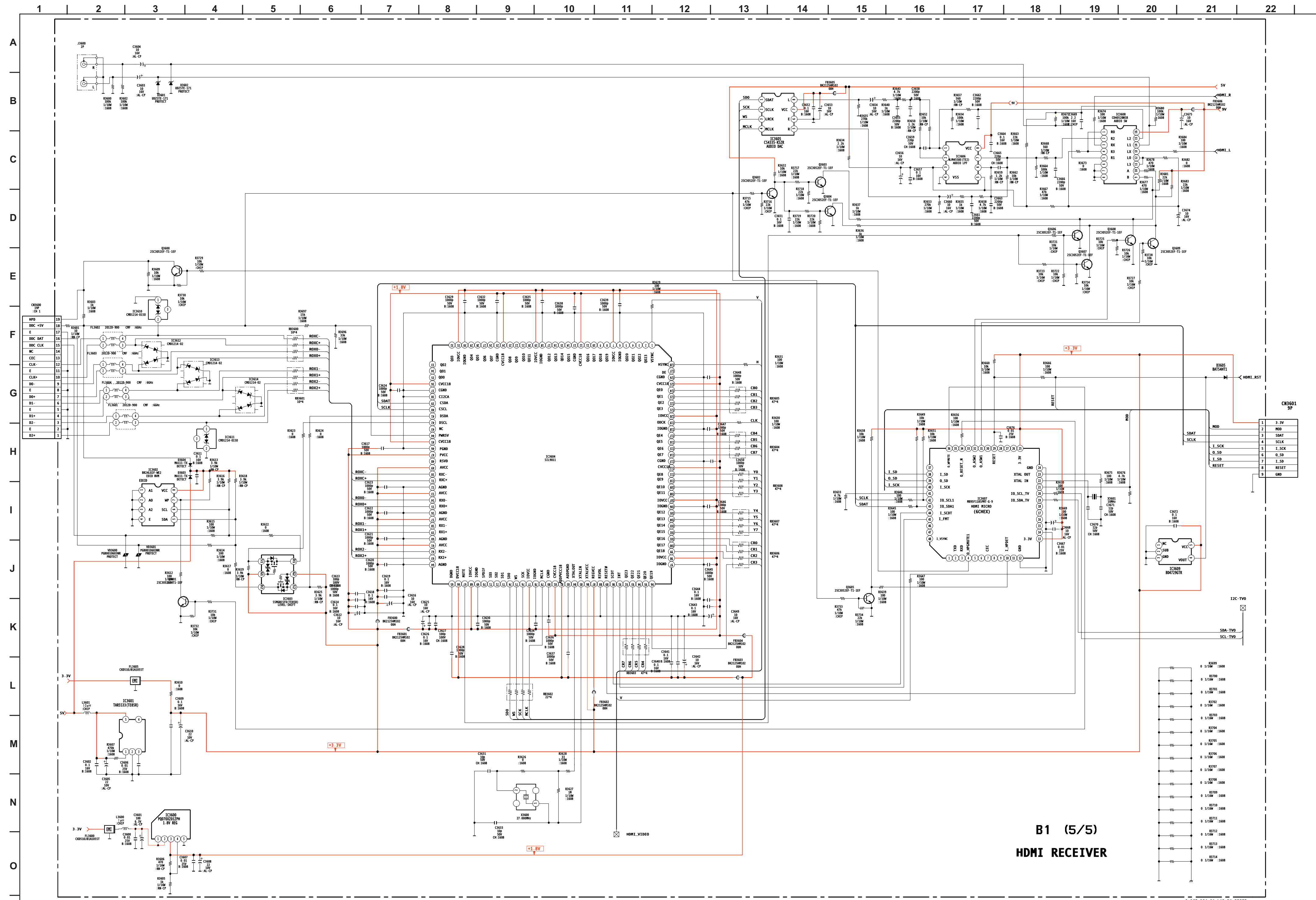
B1 BOARD SCHEMATIC DIAGRAM (4 OF 5)



B1 (4/5)
DCP/LVDS

9-965-984-01-LA3-B1-P40F5

B1 BOARD SCHEMATIC DIAGRAM (5 OF 5)

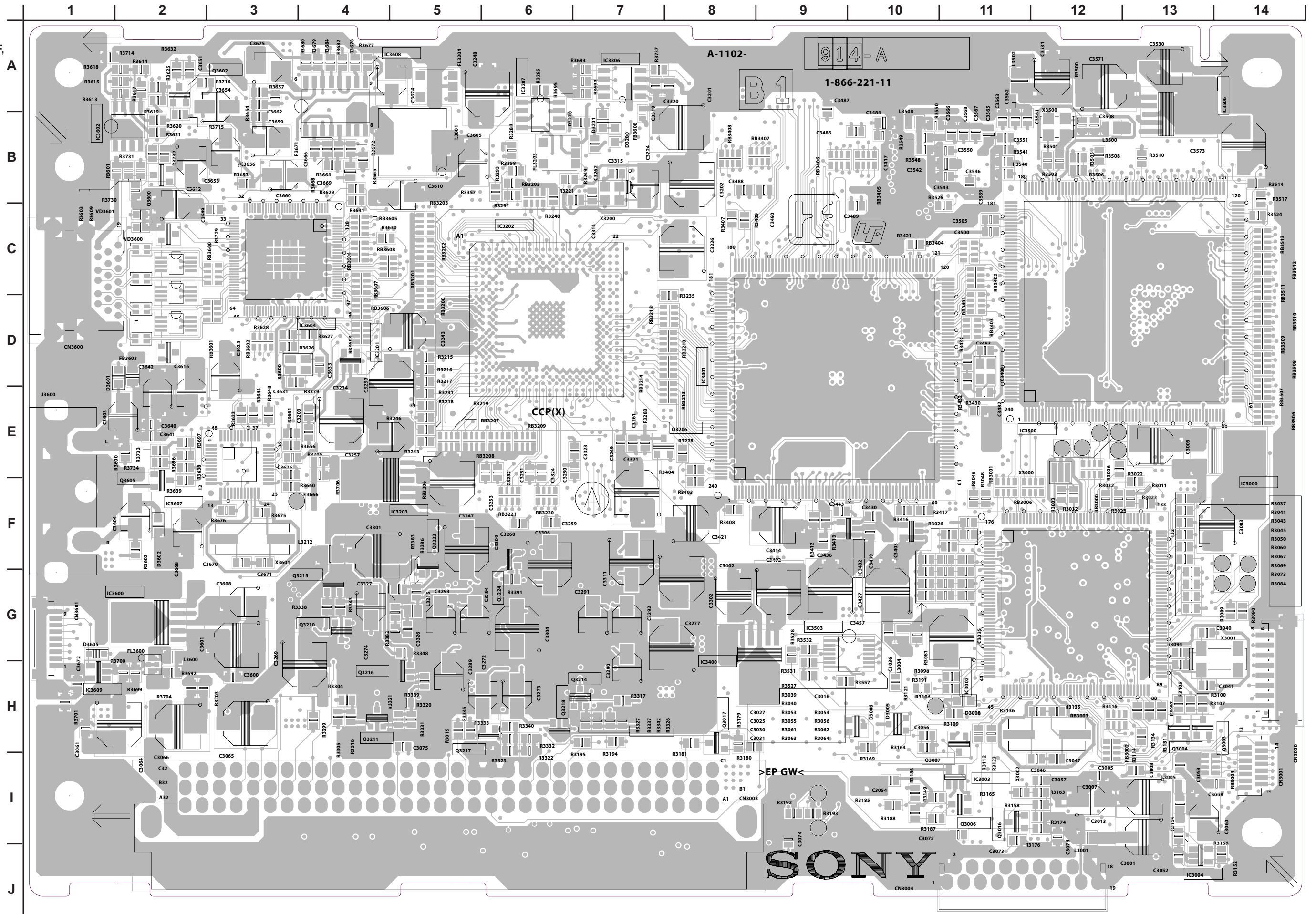


9-965-984-01<LA>B1-P50F5

B1

[SAIPH (TV MICRO) CONNECTOR I/F, CCPX, HELIOS, DCPL/LVDS, HDMI RECEIVER]

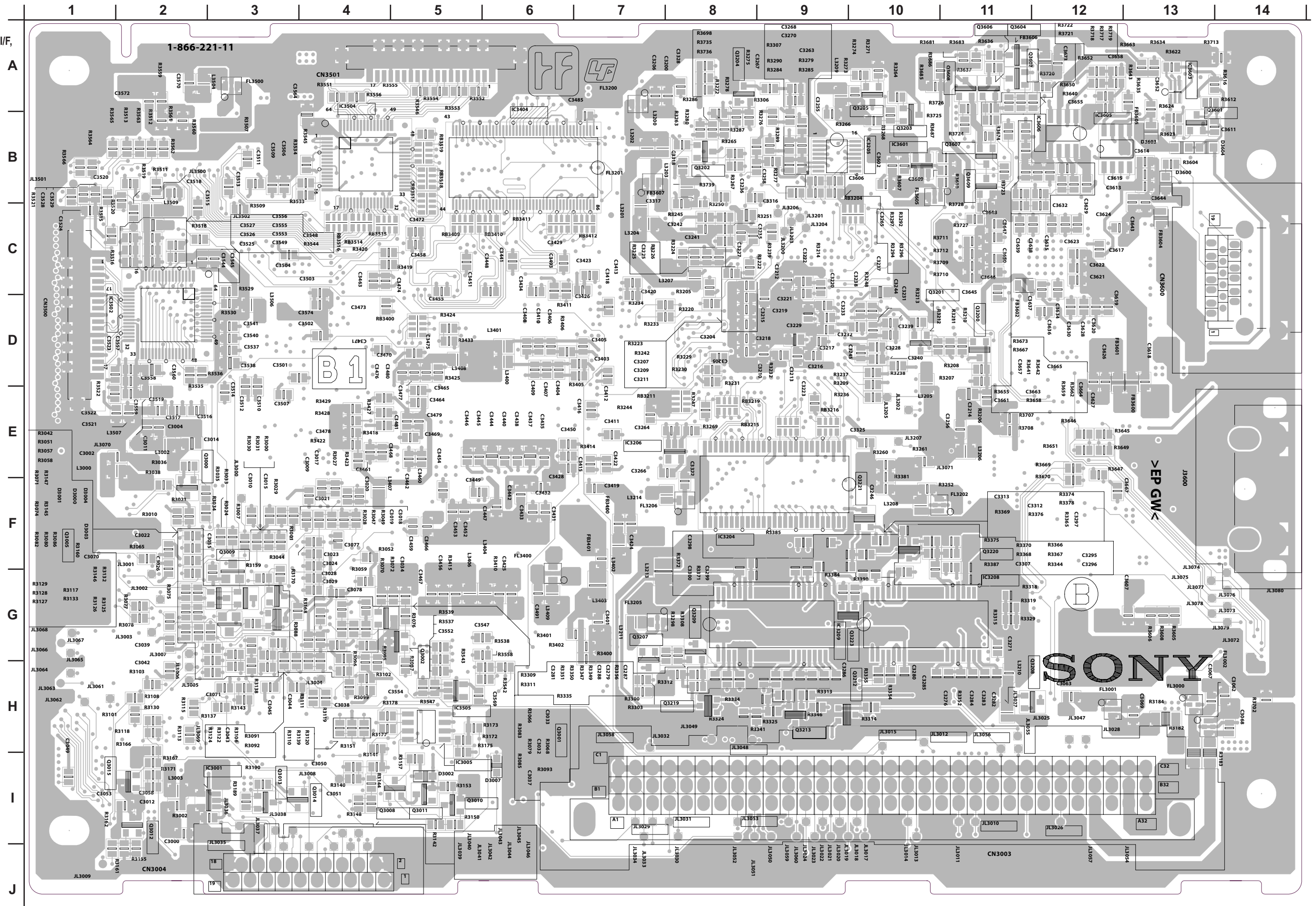
COMPONENT SIDE



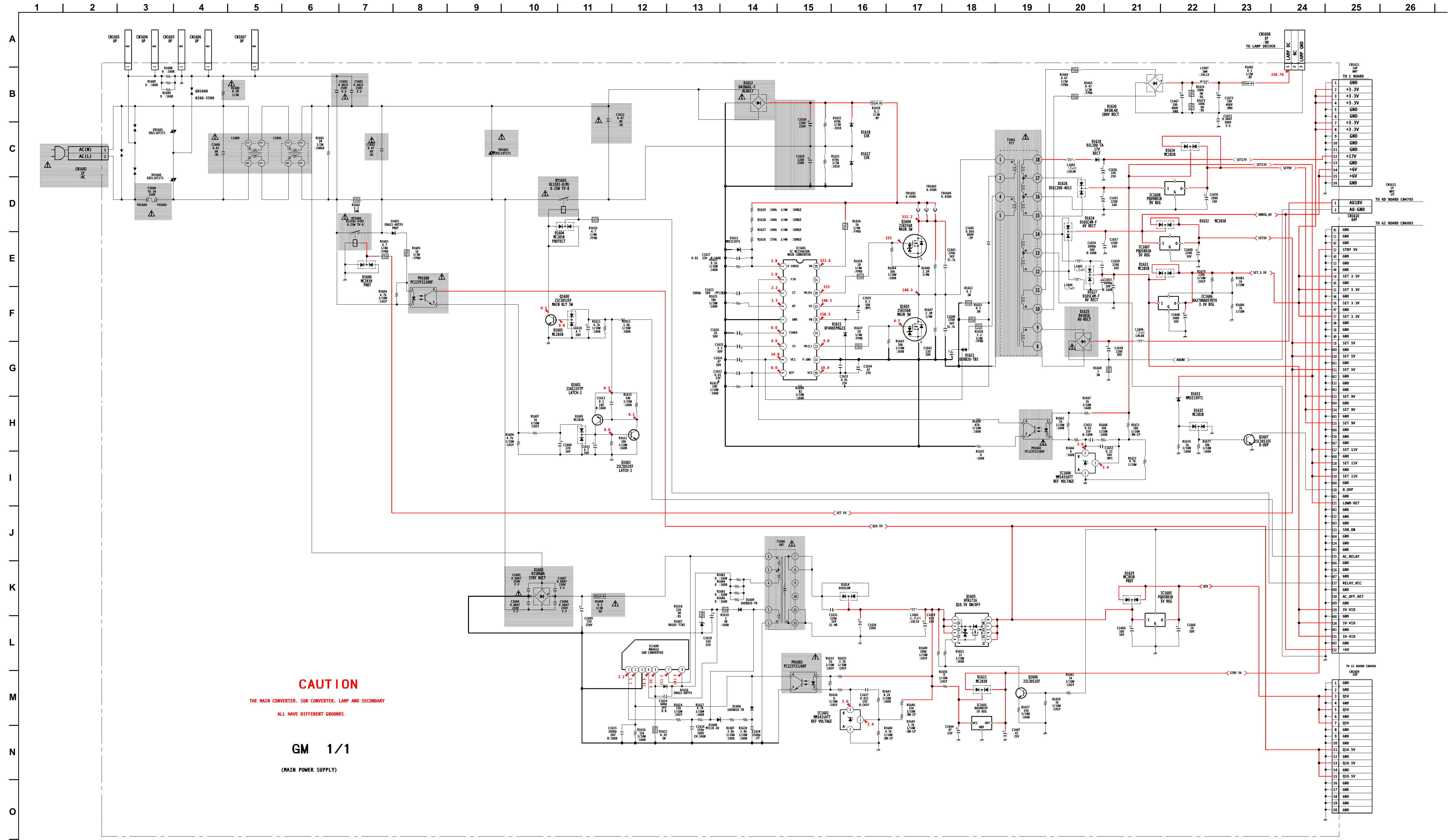
B1

[SAIPH (TV MICRO) CONNECTOR I/F,
CCPX, HELIOS, DCPL/VDS,
HDMI RECEIVER]

**CONDUCTOR
SIDE**



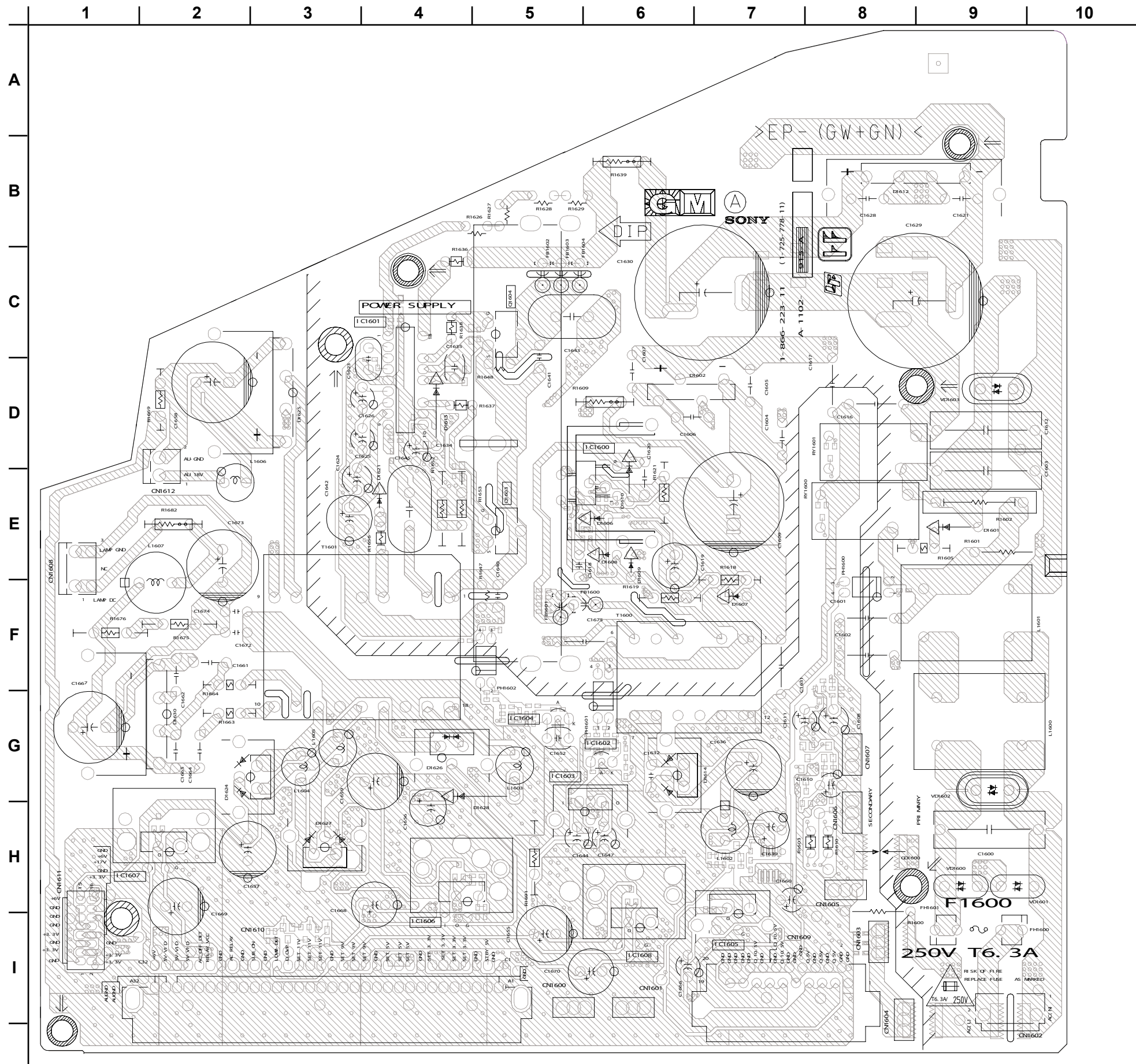
GM BOARD SCHEMATIC DIAGRAM



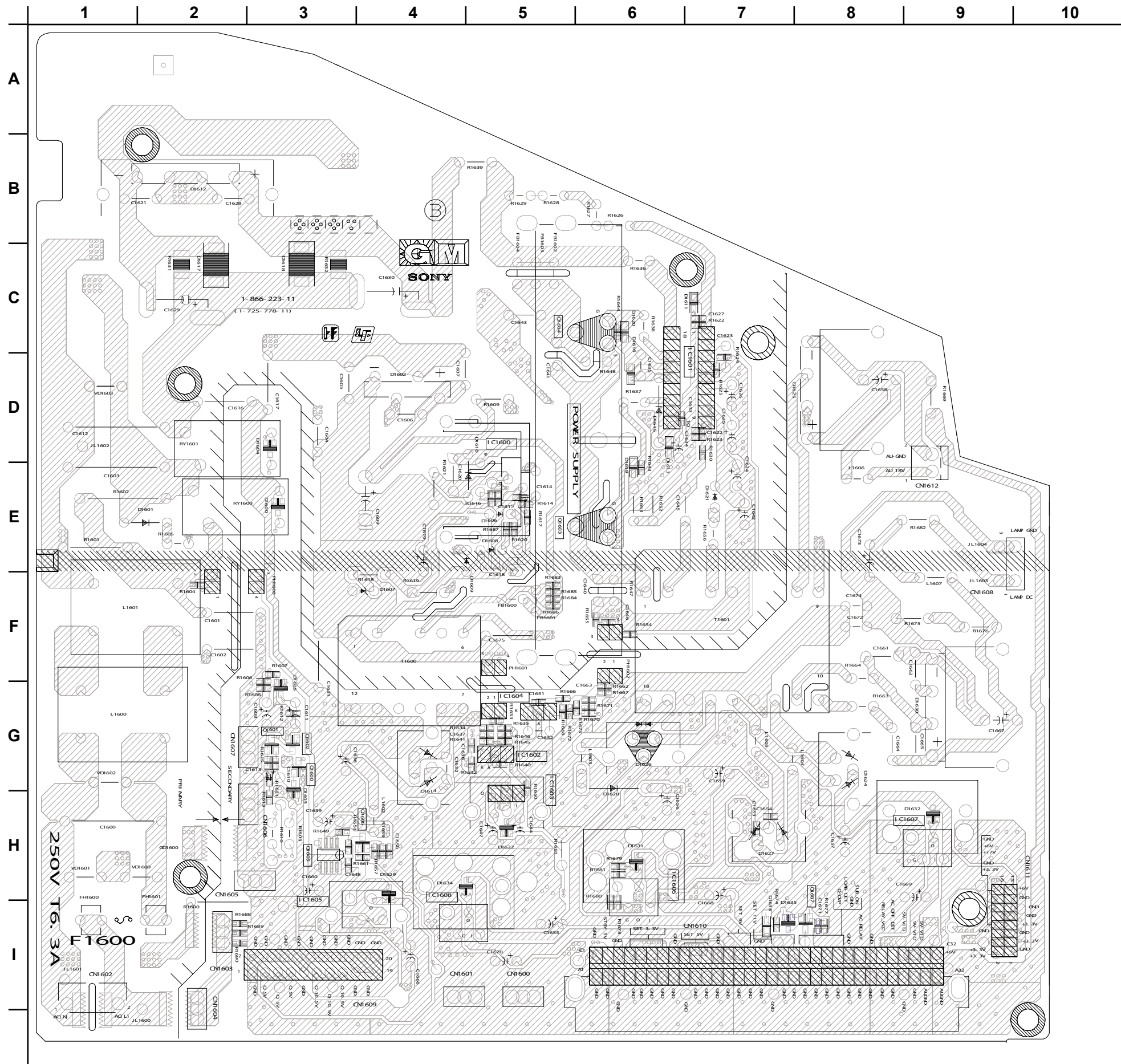
CAUTION
 THE MAIN CONVERTER, SUB CONVERTER, LAMP AND SECONDARY
 ALL HAVE DIFFERENT GROUNDS.

GM 1/1
 (MAIN POWER SUPPLY)

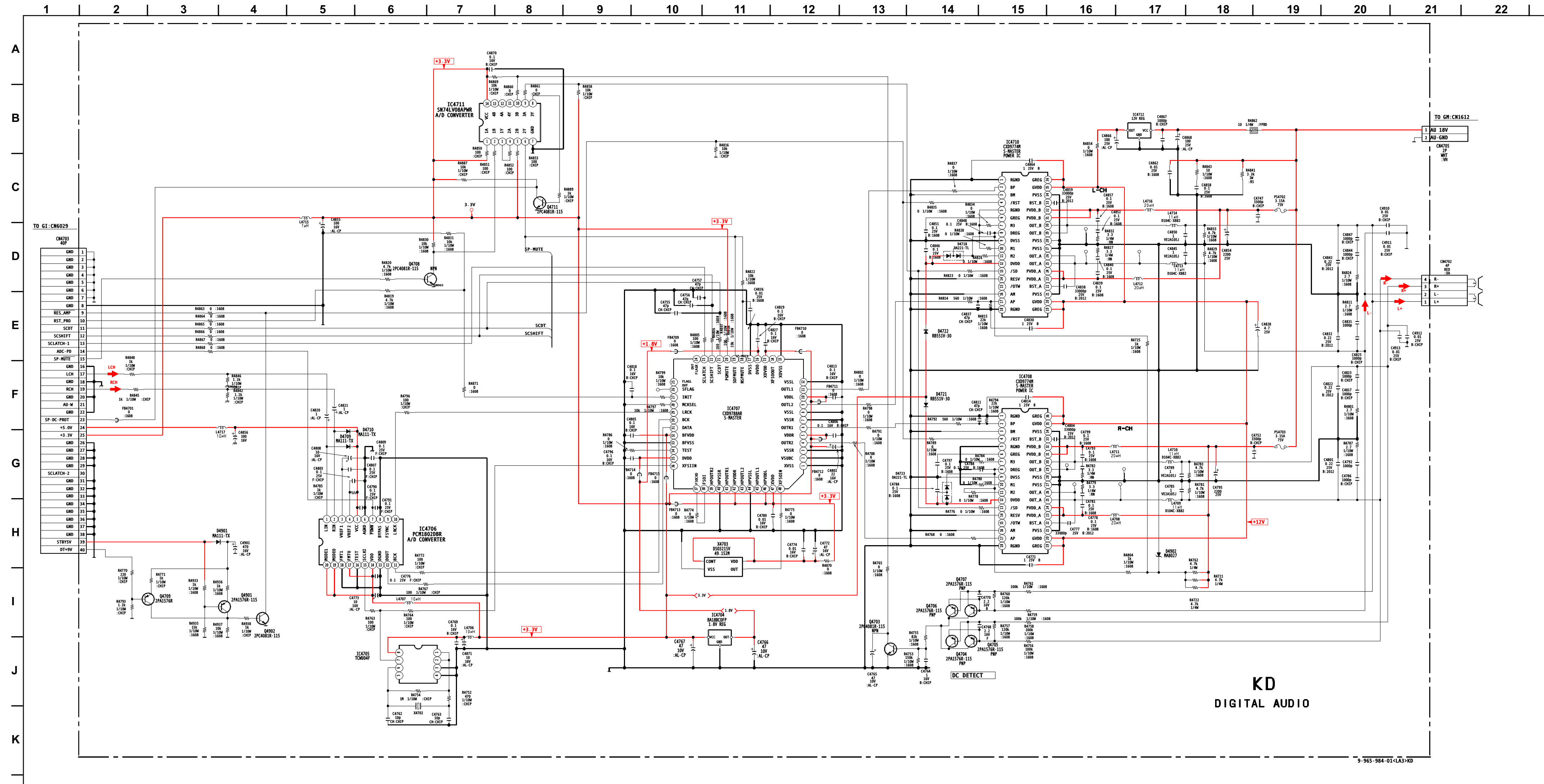
GM [MAIN POWER SUPPLY]
COMPONENT SIDE



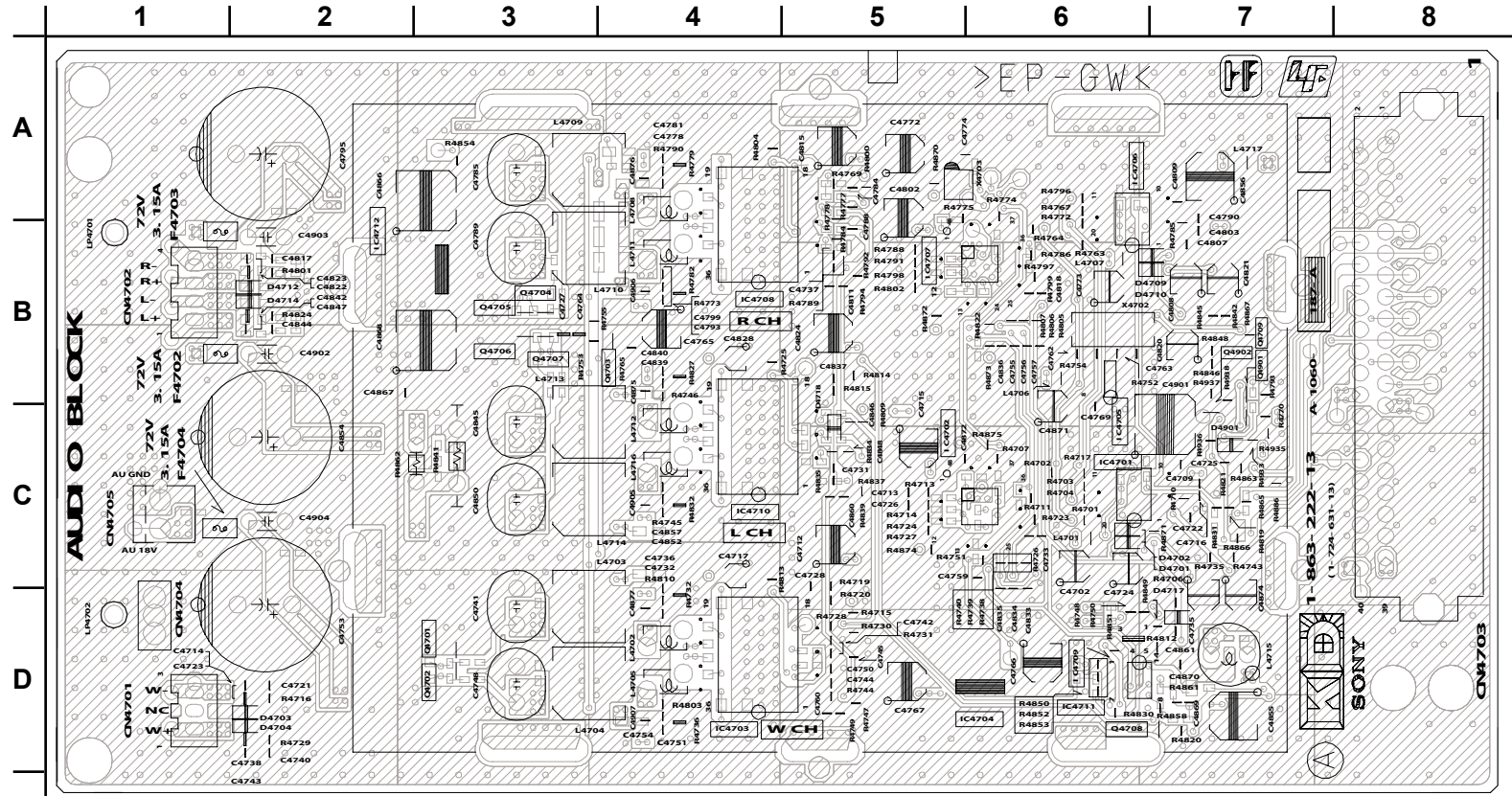
GM [MAIN POWER SUPPLY]
CONDUCTOR SIDE



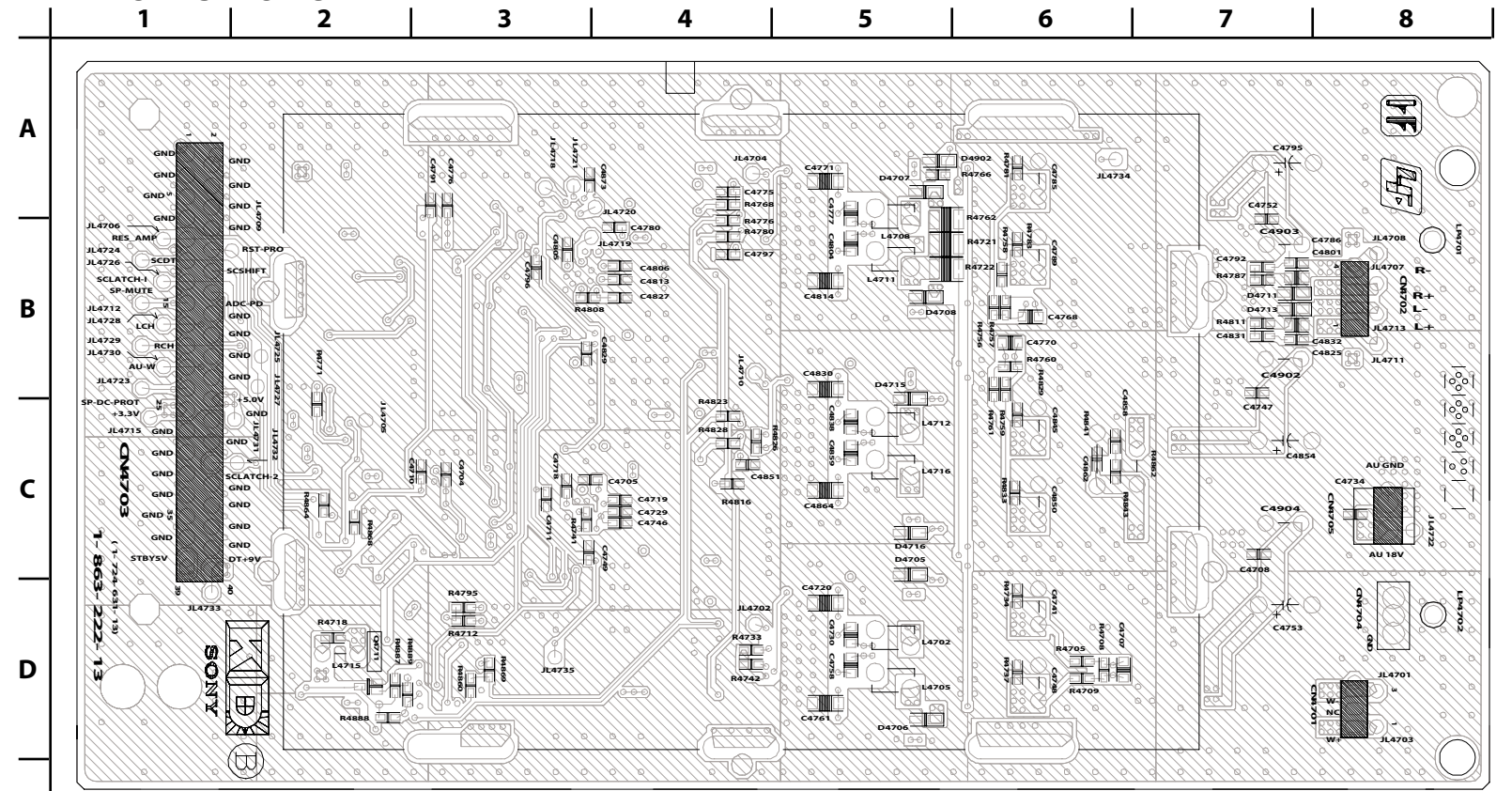
KD BOARD SCHEMATIC DIAGRAM



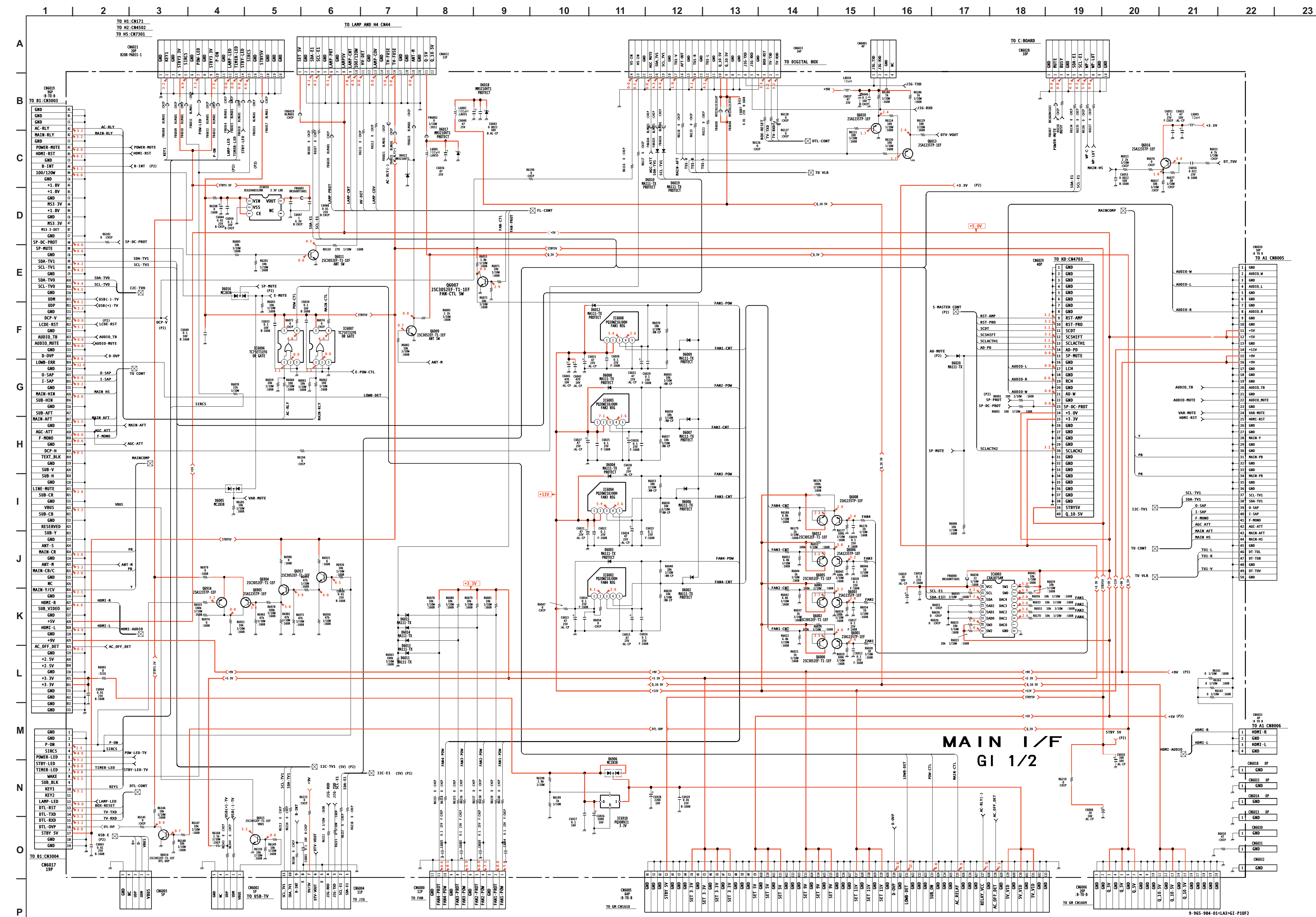
KD [DIGITAL AUDIO]
COMPONENT SIDE



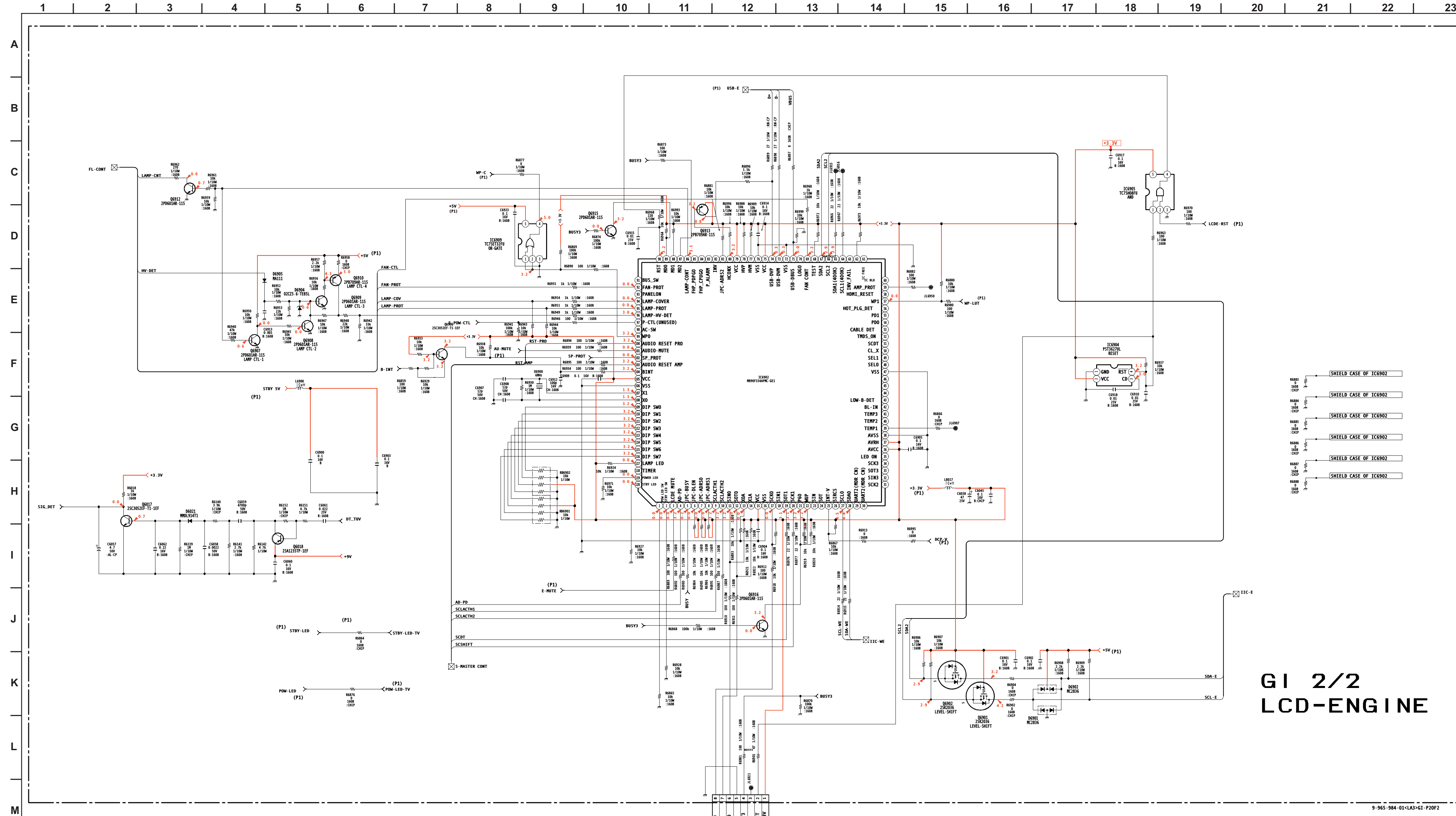
KD [DIGITAL AUDIO]
CONDUCTOR SIDE



GI BOARD SCHEMATIC DIAGRAM (1 OF 2)

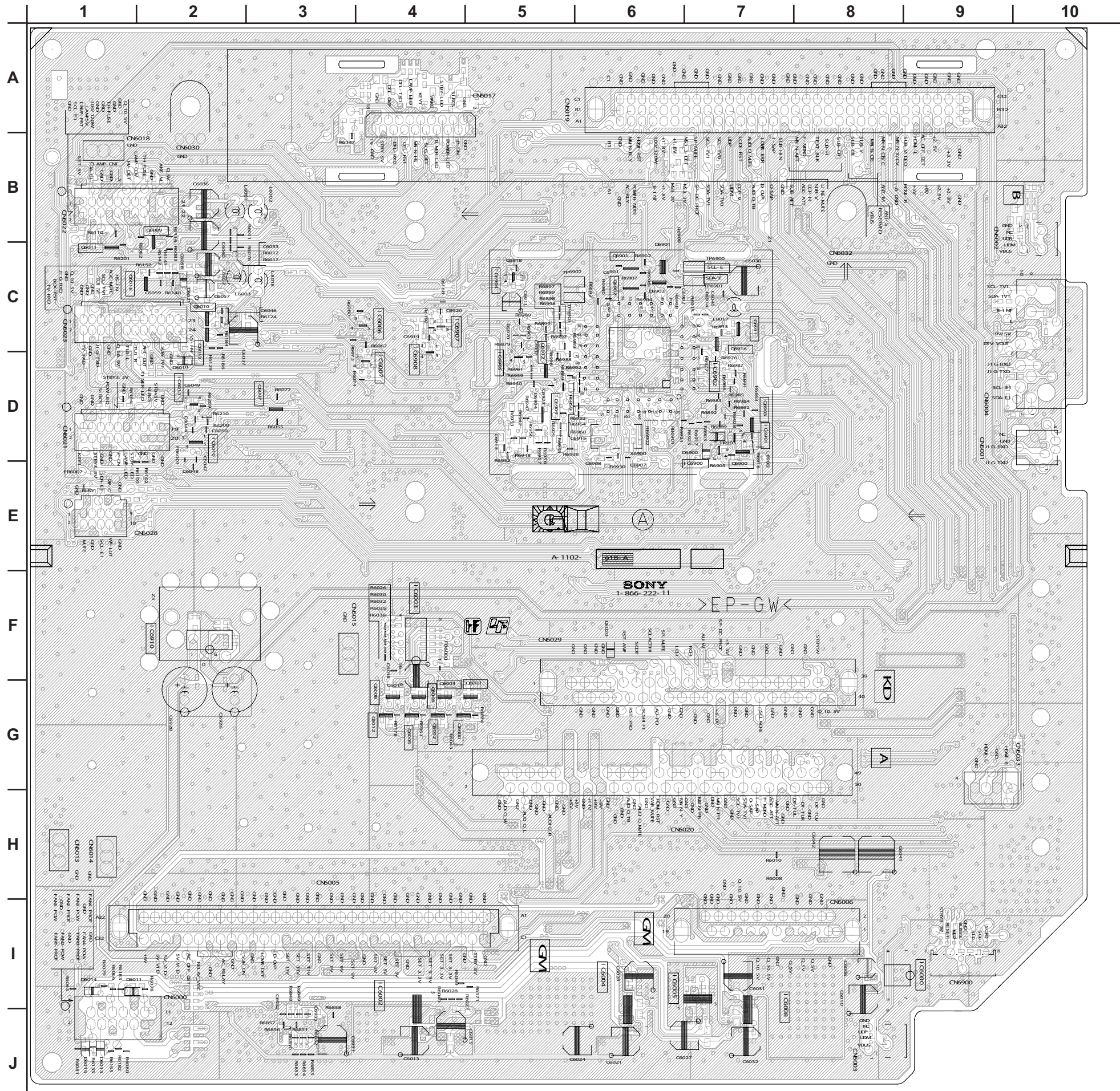


GI BOARD SCHEMATIC DIAGRAM (2 OF 2)

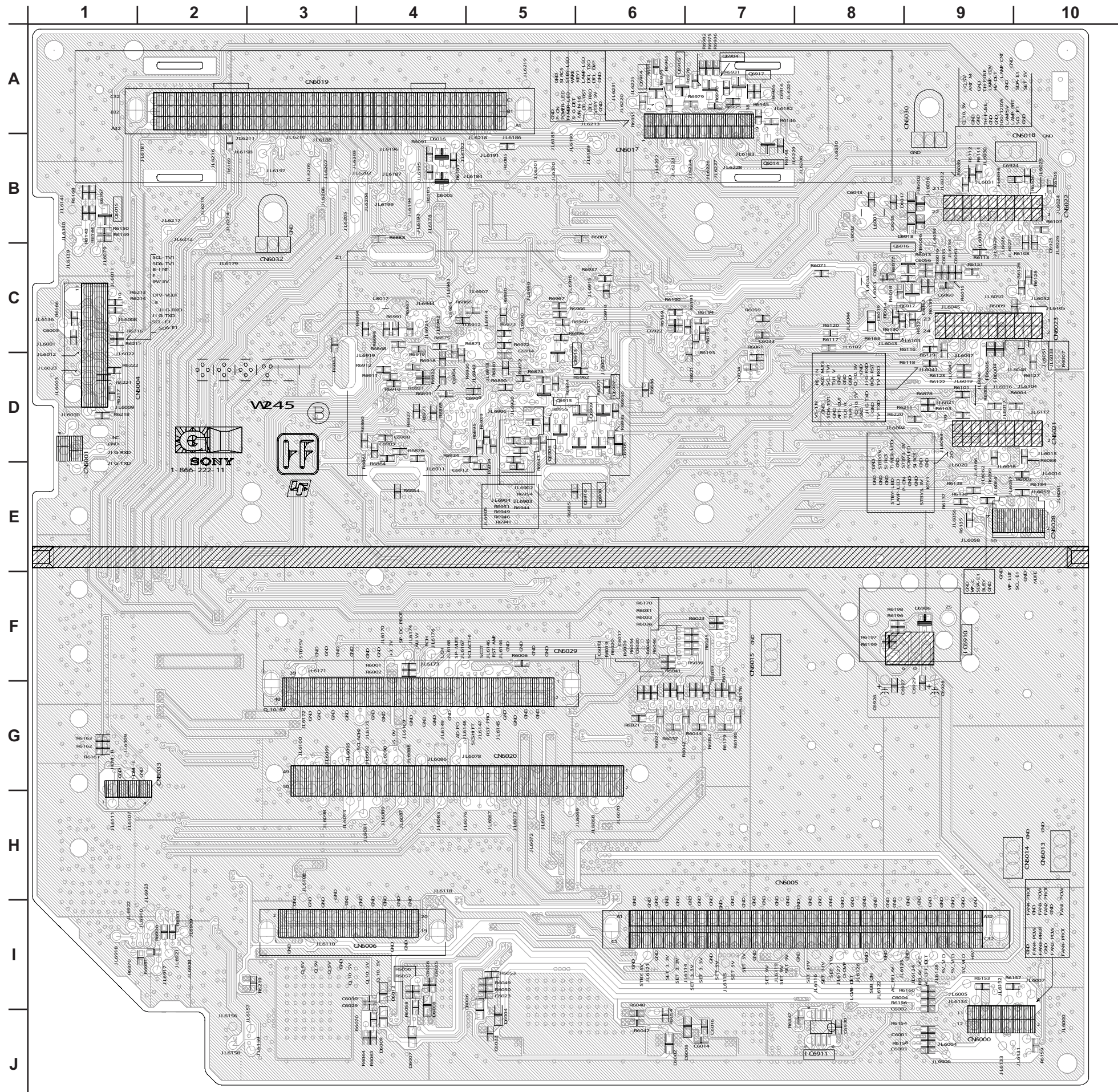


9-365-984-01(LA3)-GI-920F2

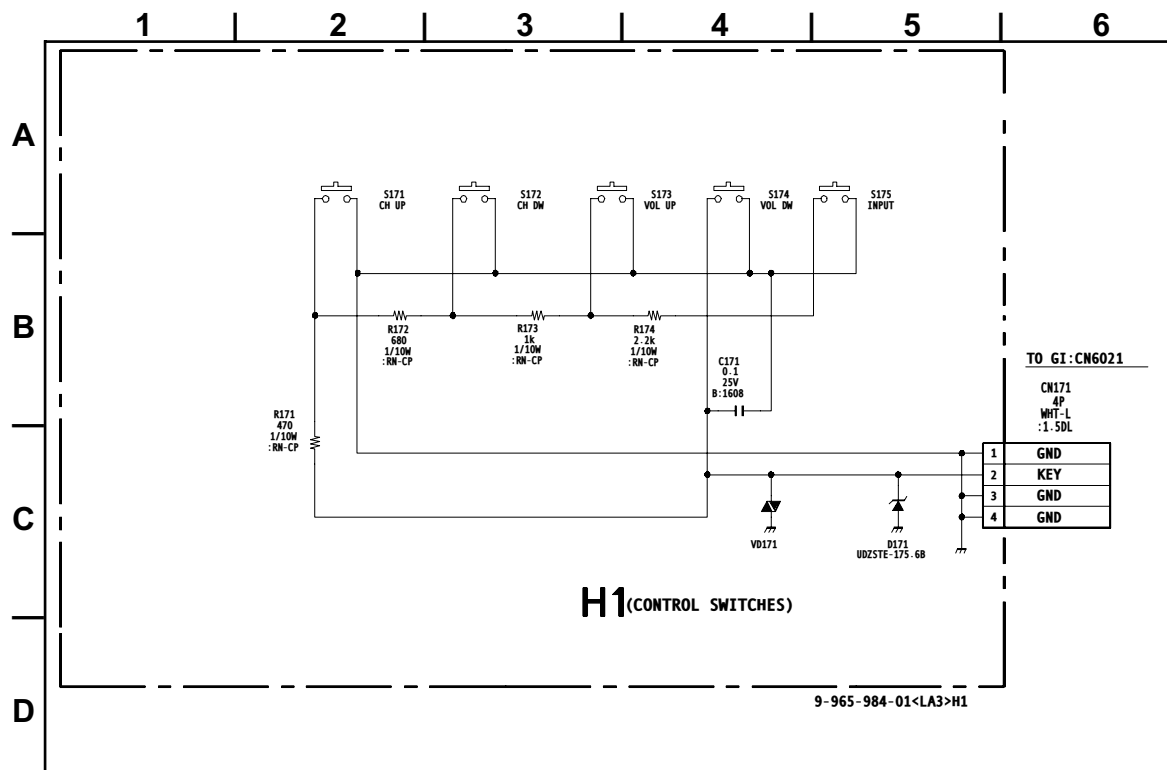
GI [MAIN IF, LCD-ENGINE]
COMPONENT SIDE



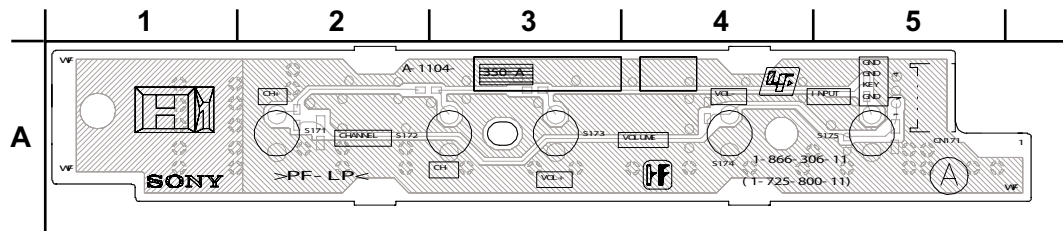
GI [MAIN IF, LCD-ENGINE]
CONDUCTOR SIDE



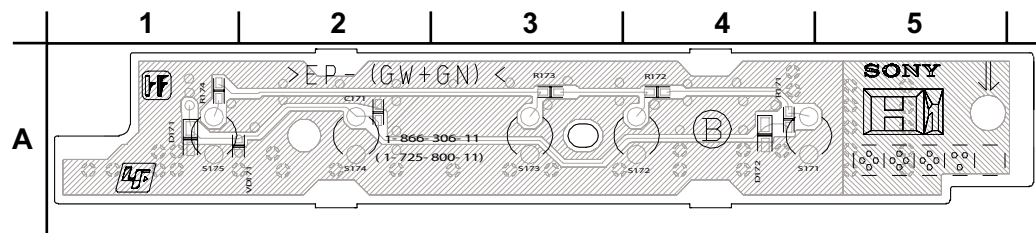
H1 BOARD SCHEMATIC DIAGRAM



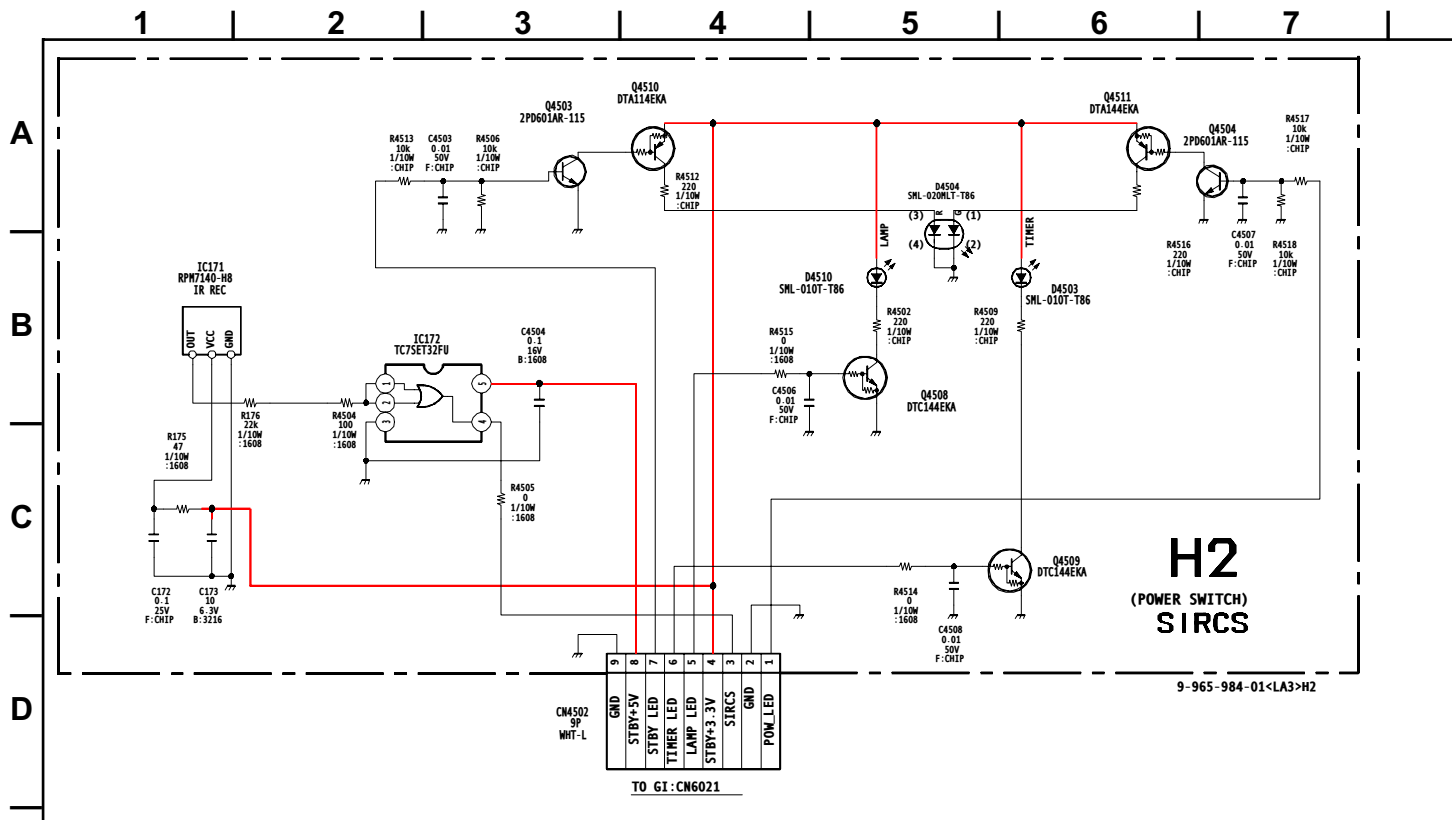
H1 [CONTROL SWITCHES]
COMPONENT SIDE



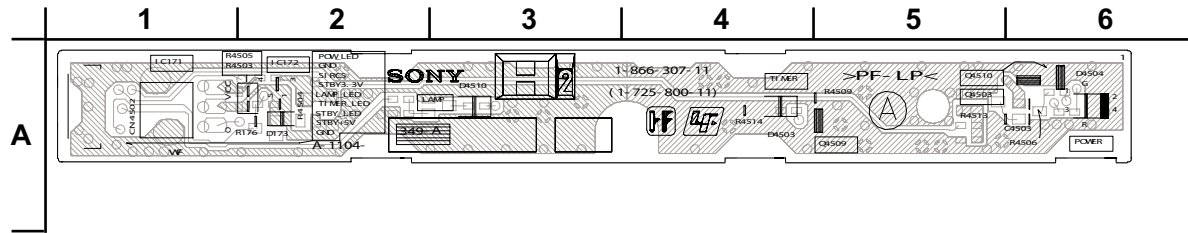
H1 [CONTROL SWITCHES]
CONDUCTOR SIDE



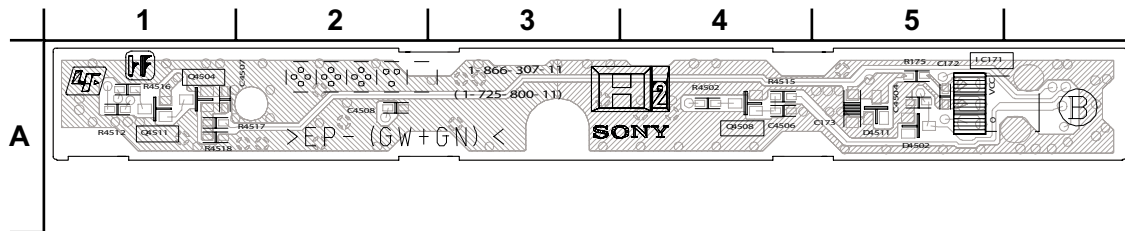
H2 BOARD SCHEMATIC DIAGRAM



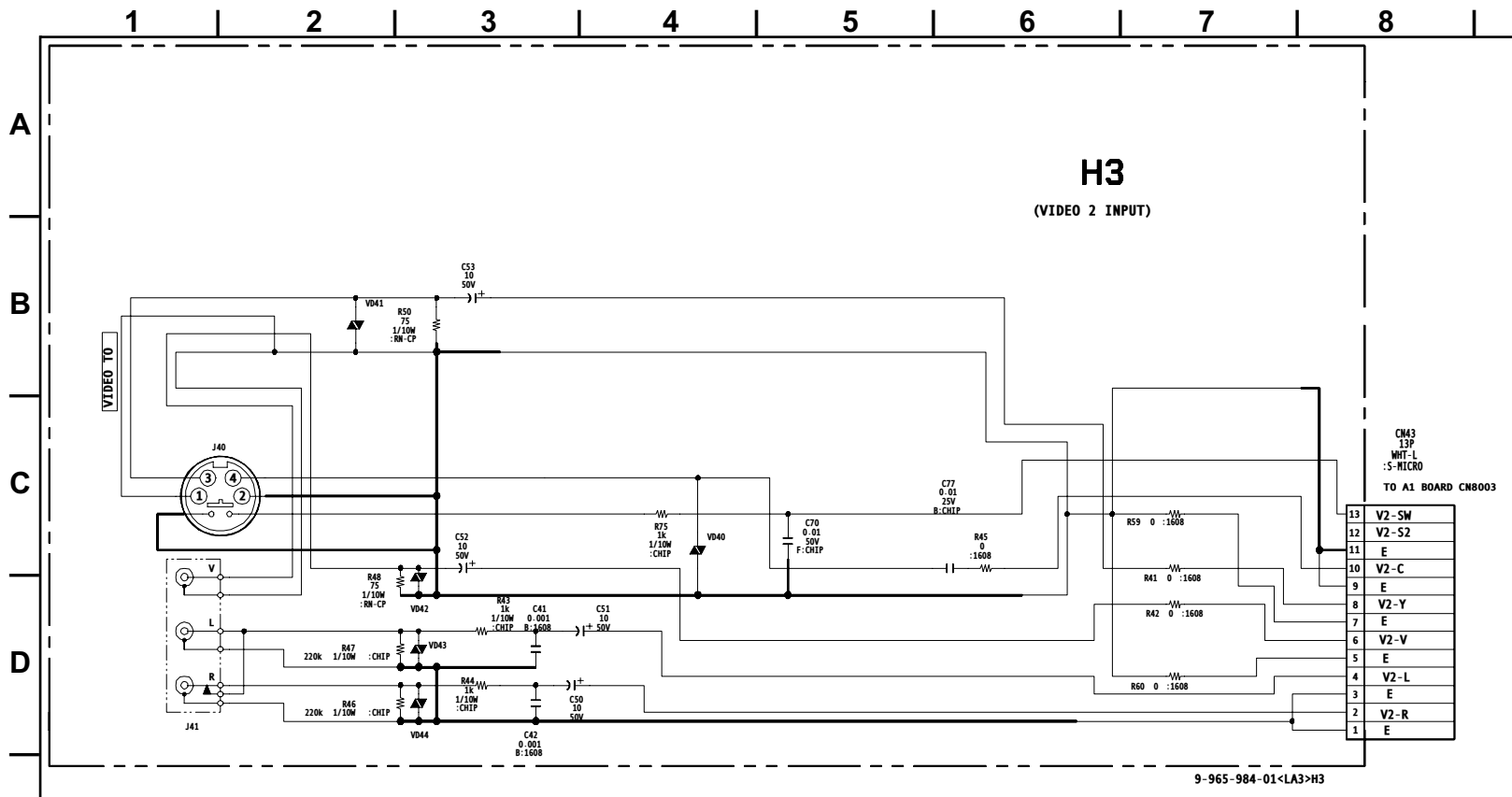
H2 [POWER SWITCH, SIRCS]
COMPONENT SIDE



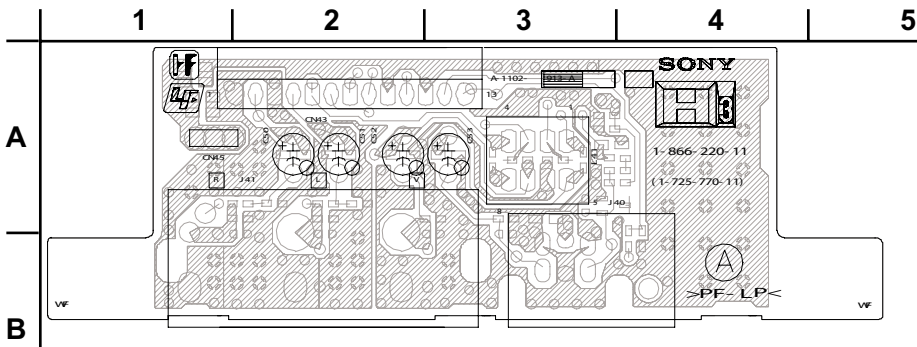
H2 [POWER SWITCH, SIRCS]
CONDUCTOR SIDE



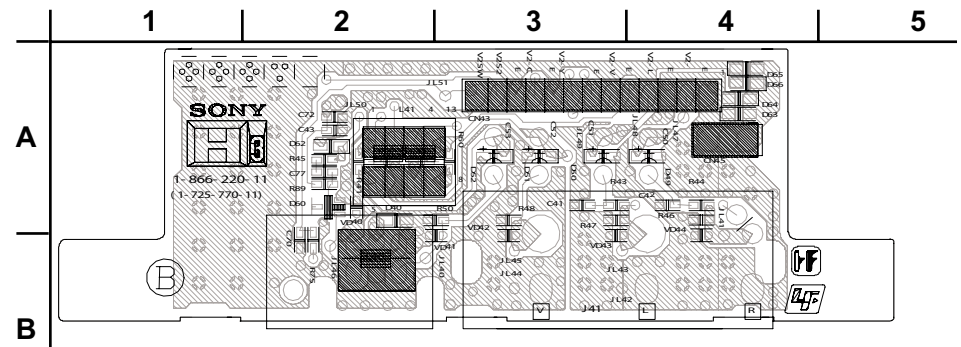
H3 BOARD SCHEMATIC DIAGRAM



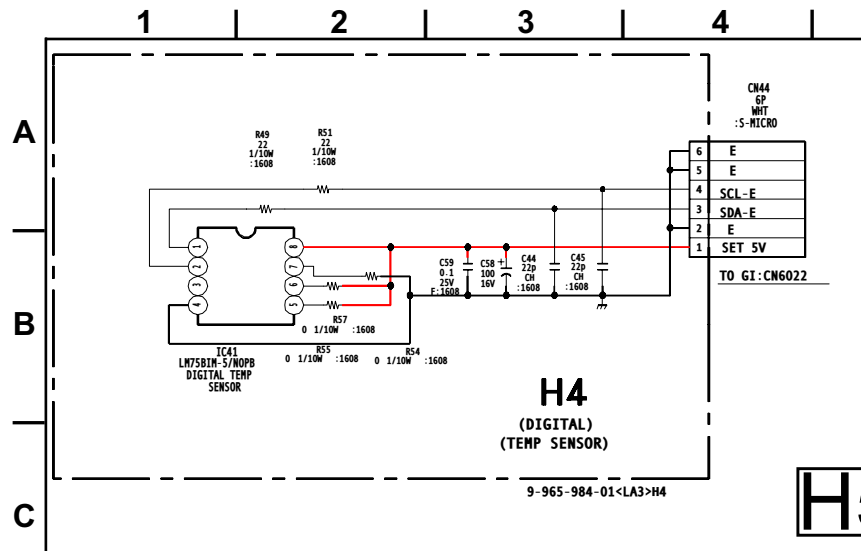
H3 [VIDEO 2 INPUT]
COMPONENT SIDE



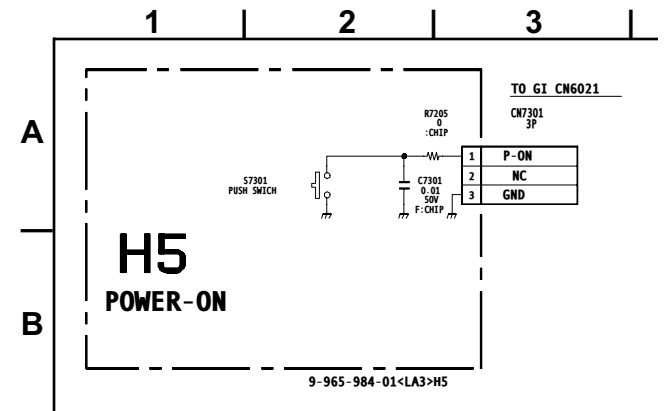
H3 [VIDEO 2 INPUT]
CONDUCTOR SIDE



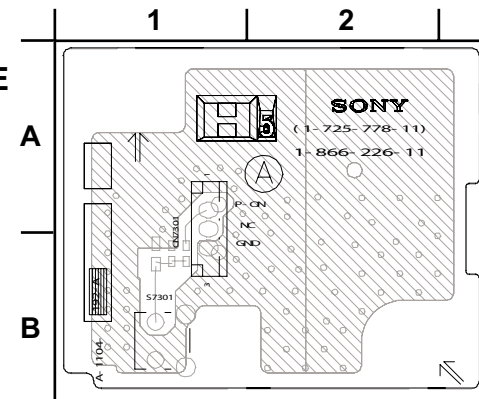
H4 BOARD SCHEMATIC DIAGRAM



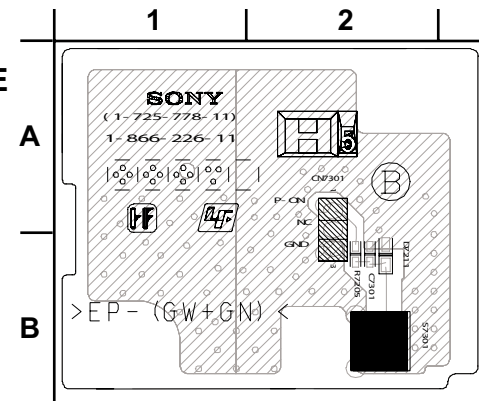
H5 BOARD SCHEMATIC DIAGRAM



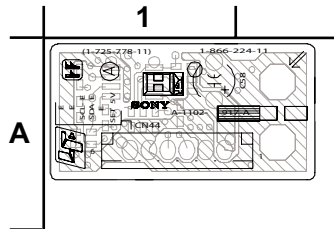
H5 [POWER ON]
COMPONENT SIDE



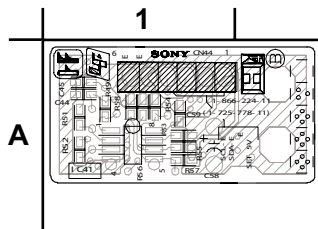
H5 [POWER ON]
CONDUCTOR SIDE



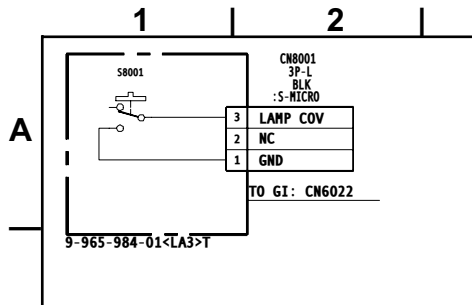
H4 [DIGITAL, TEMP SENSOR]
COMPONENT SIDE



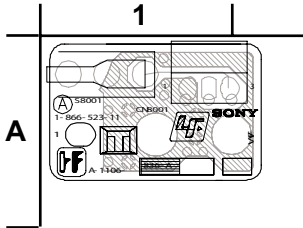
H4 [DIGITAL, TEMP SENSOR]
CONDUCTOR SIDE



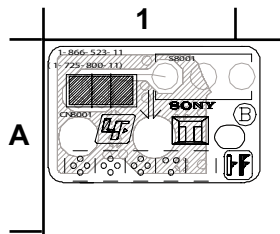
T BOARD SCHEMATIC DIAGRAM



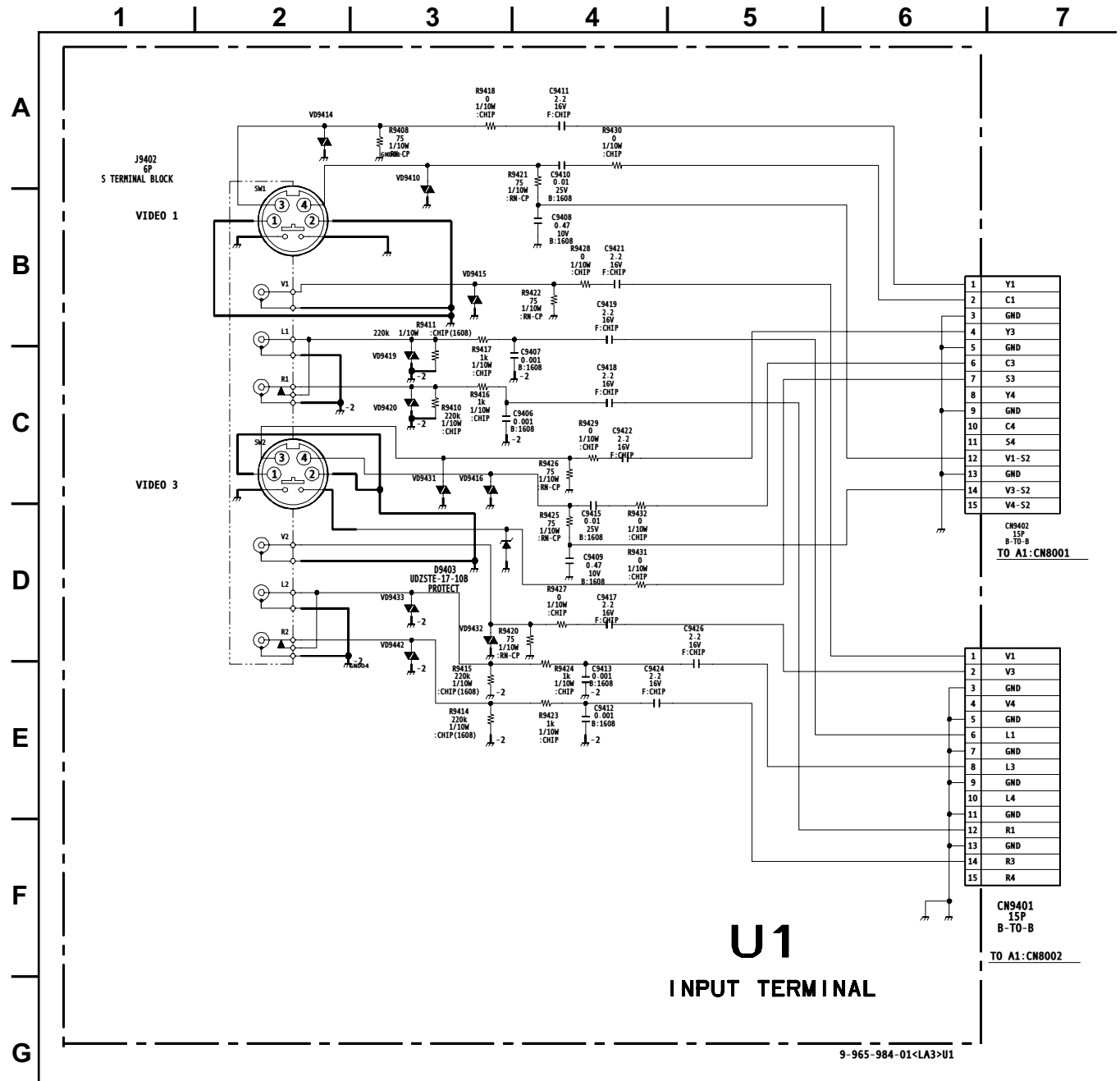
[LAMP DOOR SWITCH]
COMPONENT SIDE



[LAMP DOOR SWITCH]
CONDUCTOR SIDE



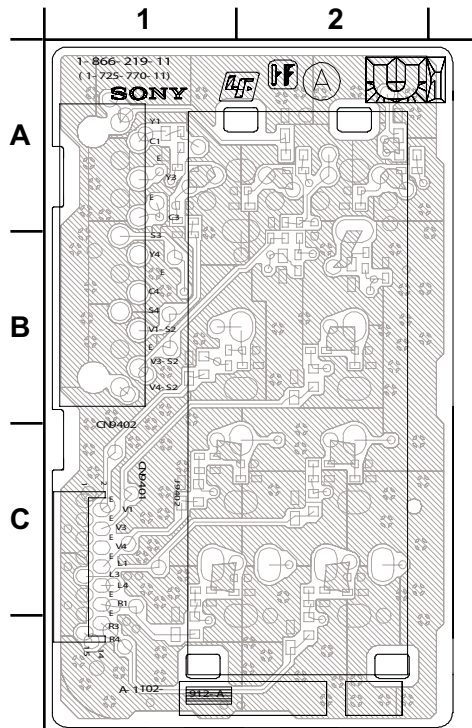
U1 BOARD SCHEMATIC DIAGRAM



U1
INPUT TERMINAL

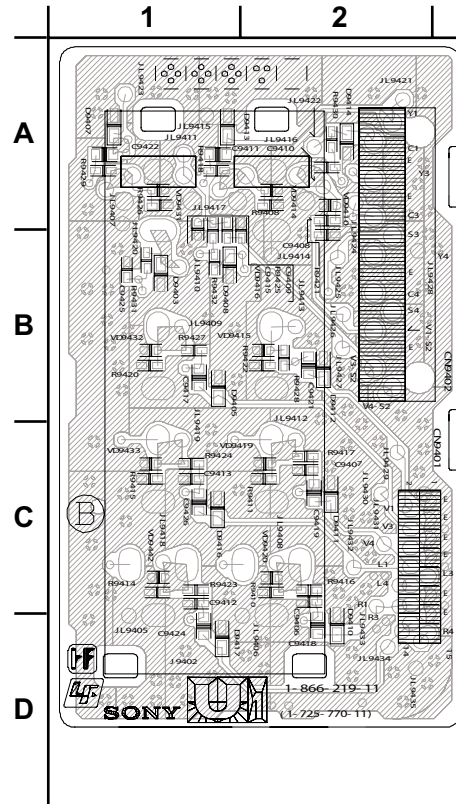
U1 [INPUT TERMINAL]

COMPONENT SIDE

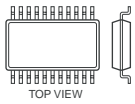


U1 [INPUT TERMINAL]

CONDUCTOR SIDE

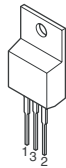


3-4. SEMICONDUCTORS



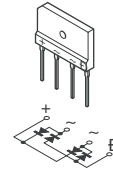
16Pin

CXA2069Q
NJW1149

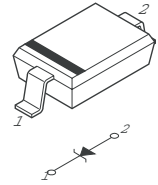


PQ07VZ012ZP

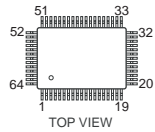
2SA1162-G
2SA1576A-T106-R
2SA1611-M5M6
2SC1623-L5L6
2SC4081-R
2SD601A-Q
DTA114EKA-T146
DTC114EK
DTC114EU
DTC143EKA-T146
DTC144EKA
DTC144EUA-T146



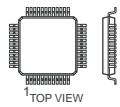
DAP202K
M1MA152WK-T1



SLR-325VCT31

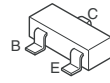


CXA2171AQ-T6

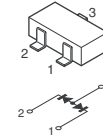


48Pin

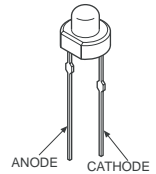
PQ30RV11
PQ30RV21
PQ30RV31



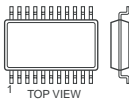
2SK2663



DE5SC3ML

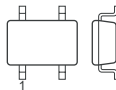


LM75CIMX-5
M24C02-WMN6T(A)
M24C16-WMN6T(A)
MAX4451EKA-TG069
NJM4558V-TE2



8Pin

SN74CBTLV1G125DCKR

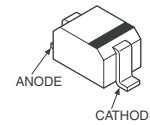


5Pin

D10SC6M

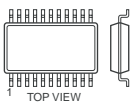


DTZ10B
HZU11B1TRF
MA111-TX
MA113-(TX)
UDZS-TE17-5.6B
UDZ-TE-17-4.3B
UDZ-TE-17-8.2B



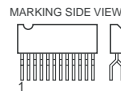
ERA22-08
ERC04-06SE

M52055FP



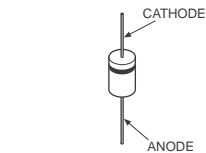
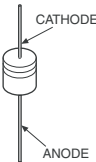
14Pin

TDA7265



11Pin

D1N20R
D1NS4
RD12SB2
RD18SB2
RD3.3SB2



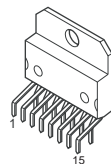
RD5.6SB2-T1
RD6.2SB2-T1
RD7.5SB2-T1

MCZ3001DA



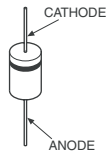
18Pin

TDA7296

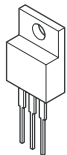


UPC1093J-1-T

D1NL20J-TR



NJM78M12DL1A-TE2



NJM79M12DL1A-TE1



D2SB60A-F04
D4SBL40
D4SBS6-F
D6SB60L


SECTION 4: EXPLODED VIEWS

Components not identified by a part number or description are not stocked because they are seldom required for routine service.

The component parts of an assembly are indicated by the reference numbers in the far right column of the parts list and within the dotted lines of the diagram.

* Items marked with an asterisk are not stocked since they are seldom required for routine service. Expect some delay when ordering these components.

NOTE: The components identified by shading and  mark are critical for safety. Replace only with part number specified.

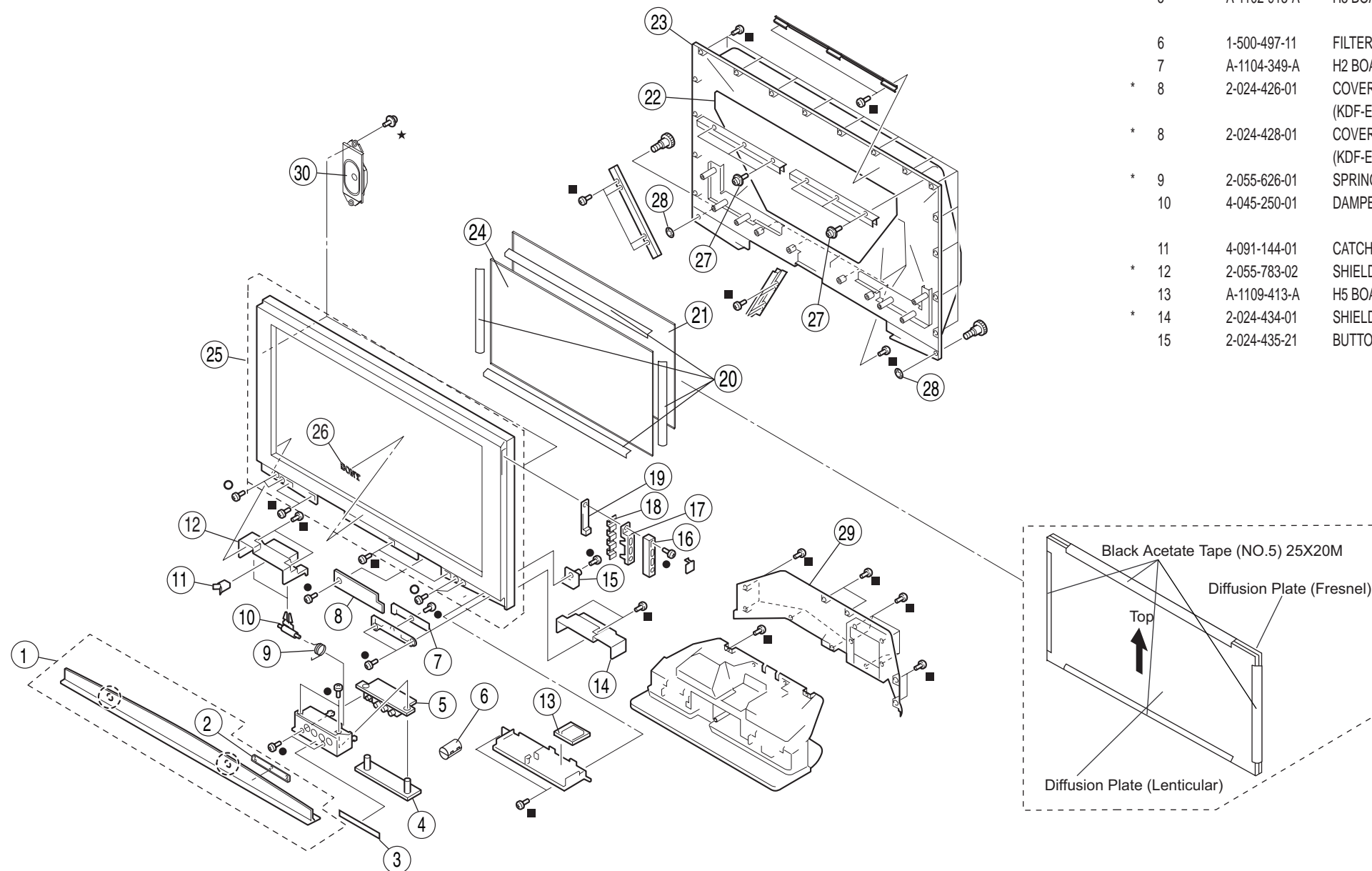
NOTE: Les composants identifiés par un trame et une marque  sont critiques pour la sécurité. Ne les remplacer que par une pièce portant le numéro spécifié.

4-1. COVER


- 7-685-648-79 SCREW +BVTP 3X12 TYPE2 IT-3
- 7-685-663-79 SCREW +BVTP 4X16 TYPE2 IT-3
- ★ 4-302-404-03 SCREW (WASHER HEAD) (+P 4X16)
- 7-685-664-79 SCREW +BVTP 4X20 TYPE2 IT-3


Caution:

When removing the Mirror Cover Assembly or the Screen Frame Assembly, be sure to clean the mirror and Diffusion Plate(s) to remove any dust particles.



REF. NO.	PART NO.	DESCRIPTION	[ASSEMBLY INCLUDES]	REF. NO.	PART NO.	DESCRIPTION	[ASSEMBLY INCLUDES]
1	X-2055-475-1	COVER ASSY, FRONT (55) (KDF-E55A20 ONLY)	[2]	16	2-024-429-01	BRACKET, H1	
1	X-2055-476-1	COVER ASSY, FRONT (60) (KDF-E60A20 ONLY)	[2]	17	2-595-022-01	PANEL, BUTTON	
2	2-595-021-01	GUIDE, LED		18	2-024-430-01	BUTTON, H1	
3	2-102-482-02	LABEL, FRONT TERMINAL		19	A-1104-350-A	H1 BOARD, MOUNTED	
4	2-055-782-01	BRACKET (R), H3		20	7-600-004-25	TAPE, ACETATE (NO.5) 25X20M BLK	
5	A-1102-913-A	H3 BOARD, MOUNTED		21	1-788-163-21	PLATE (55F), DIFFUSION (KDF-E55A20 ONLY)	
6	1-500-497-11	FILTER, CLAMP (FERRITE CORE)		21	1-788-164-21	PLATE (60F), DIFFUSION (KDF-E60A20 ONLY)	
7	A-1104-349-A	H2 BOARD, MOUNTED		22	A-1087-106-A	MIRROR (55) ASSY(IRP) (KDF-E55A20 ONLY)	
* 8	2-024-426-01	COVER (55), CABLE (KDF-E55A20 ONLY)		22	A-1087-109-A	MIRROR (60) ASSY(IRP) (KDF-E60A20 ONLY)	
* 8	2-024-428-01	COVER (60), CABLE (KDF-E60A20 ONLY)		23	A-1087-105-A	MIRROR COVER ASSY (IRP) (KDF-E55A20 ONLY)	
* 9	2-055-626-01	SPRING (D), H3		23	A-1087-108-A	MIRROR COVER ASSY (IRP) (KDF-E60A20 ONLY)	
10	4-045-250-01	DAMPER		24	2-635-877-11	PLATE (55L), DIFFUSION (KDF-E55A20 ONLY)	
11	4-091-144-01	CATCH, PUSH		24	2-635-878-11	PLATE (60L), DIFFUSION (KDF-E60A20 ONLY)	
* 12	2-055-783-02	SHIELD, H3		25	A-1087-104-A	SCREEN FRAME ASSY (IRP) (KDF-E55A20 ONLY)	[26]
13	A-1109-413-A	H5 BOARD, COMPLETE		25	A-1087-107-A	SCREEN FRAME ASSY (IRP) (KDF-E60A20 ONLY)	[26]
* 14	2-024-434-01	SHIELD, HM		26	3-704-179-02	EMBLEM (NO.9), SONY	
15	2-024-435-21	BUTTON, POWER		27	4-302-404-03	SCREW (WASHER HEAD) (+P 4X16)	
				* 28	3-650-537-00	WASHER	
				29	2-592-615-01	COVER, REAR	
				30	1-826-178-11	LOUDSPEAKER (7X13CM)	

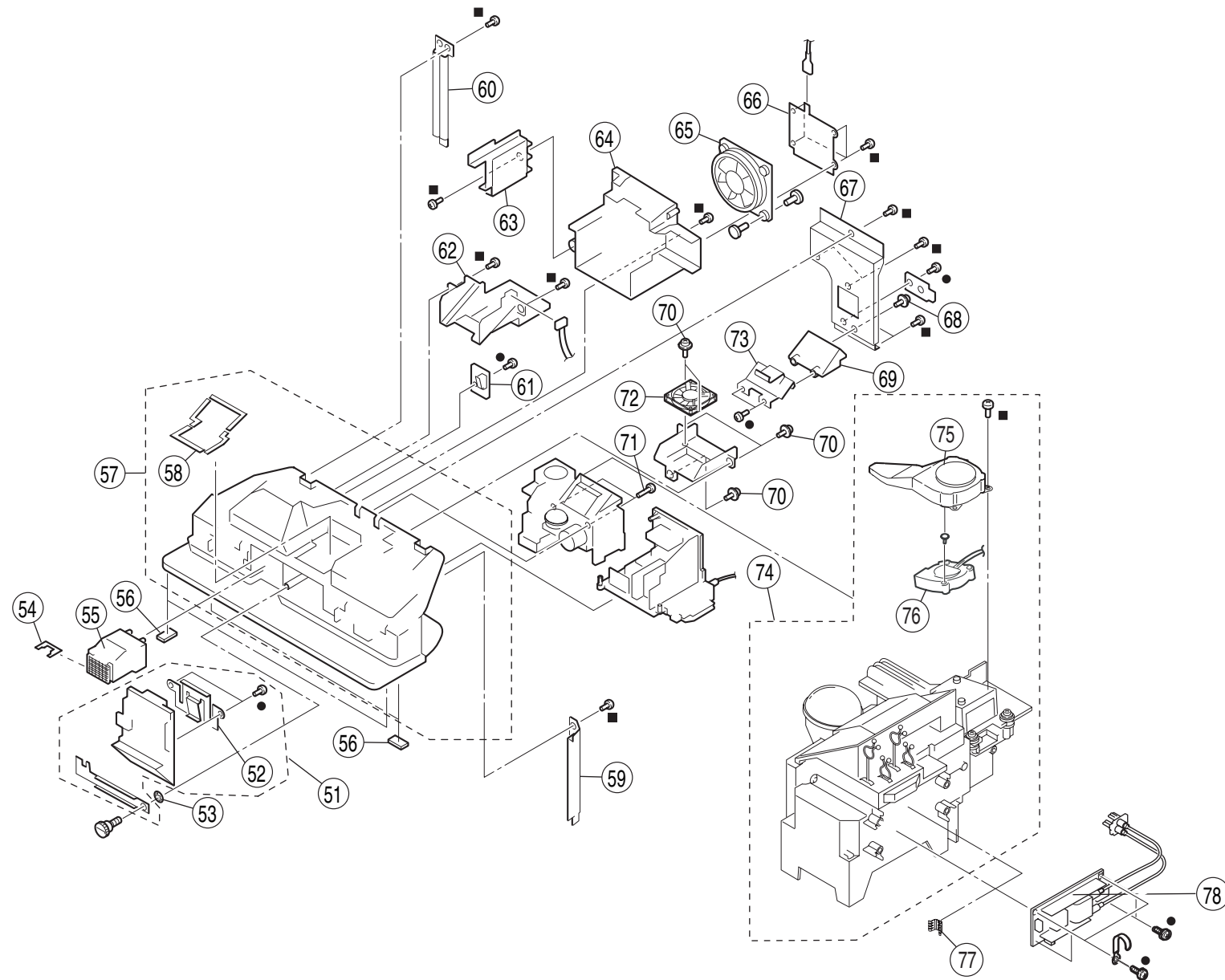
NOTE: The components identified by shading and  mark are critical for safety. Replace only with part number specified.









NOTE: Les composants identifiés par un trame et une marque  sont critiques pour la sécurité. Ne les remplacer que par une pièce portant le numéro spécifié.

4-2. BOTTOM CABINET

■	7-685-664-79	SCREW +BVTP	4X20 TYPE2 IT-3
●	7-685-648-79	SCREW +BVTP	3X12 TYPE2 IT-3

Caution:
When replacing the Optics Unit Block Assembly or the DC Fan be sure to remove any dust particles.



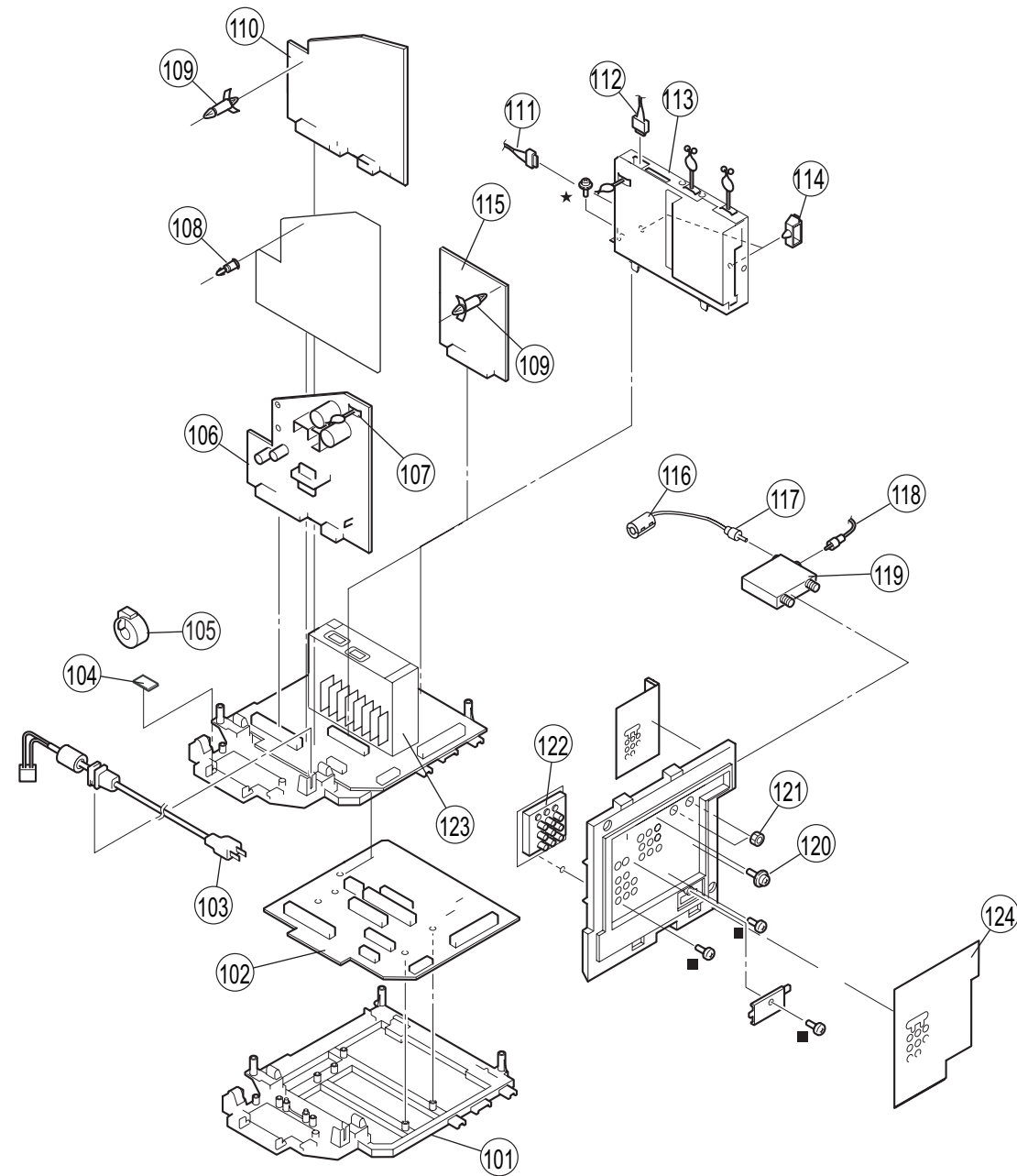
REF. NO.	PART NO.	DESCRIPTION	[ASSEMBLY INCLUDES]	REF. NO.	PART NO.	DESCRIPTION	[ASSEMBLY INCLUDES]
51	X-2021-364-3	DOOR ASSY, LAMP		71	4-319-520-11	SCREW, SPECIAL (+PW4X30)	
52	2-024-926-01	SPRING, LAMP DOOR		 *72	1-787-081-11	FAN, DC	
* 53	3-650-537-00	WASHER		* 73	2-159-411-01	SPRING, OPT	
* 54	2-055-920-01	SPRING, LAMP CASE		 74	A-1132-202-A	OPTICS UNIT BLOCK(IRP) ASSY (KDF-E55A20 ONLY)	[75-76]
 * 55	A-1085-447-A	LAMP BLOCK(IRP) ASSY		 74	A-1132-204-A	OPTICS UNIT BLOCK(IRP) ASSY (KDF-E60A20 ONLY)	[75-76]
56	4-097-548-11	CUSHION, FOOT		* 75	2-055-931-02	DUCT, LAMP FAN	
57	X-2021-363-4	CABINET ASSY, BOTTOM	[58]	 76	1-787-065-11	D.C. FAN (SIROCCO)	
58	4-077-652-21	CUSHION (A)		77	2-055-353-01	SPRING, EMI C	
* 59	2-024-925-01	STAY (R) , SIDE		  78	1-468-875-11	POWER SUPPLY BLOCK P/21	
* 60	2-024-924-01	STAY (L) , SIDE					
61	A-1106-836-A	T BOARD, MOUNTED					
62	2-055-932-02	GUIDE, LAMP CASE					
* 63	2-050-988-01	FAN BRACKET (2), DUCT					
* 64	2-055-928-01	FAN BRACKET, DUCT					
 *65	1-787-232-11	D.C. FAN					
* 66	2-055-936-01	PLATE, 120 FAN					
* 67	2-024-923-01	BRACKET, OU					
68	3-701-810-72	SCREW, TERMINAL					
* 69	X-2021-365-1	ADJUSTER ASSY					
70	4-302-404-03	SCREW (WASHER HEAD) (+P 4X16)					

NOTE: The components identified by shading and ⚠ mark are critical for safety. Replace only with part number specified.

NOTE: Les composants identifiés par un trame et une marque ⚠ sont critiques pour la sécurité. Ne les remplacer que par une pièce portant le numéro spécifié.

4-3. CHASSIS

- 7-685-648-79 SCREW +BVTP 3X12 TYPE2 IT-3
- ★ 4-029-432-01 SCREW (3X12), (+) BVWHTP



REF. NO.	PART NO.	DESCRIPTION	[ASSEMBLY INCLUDES]	REF. NO.	PART NO.	DESCRIPTION	[ASSEMBLY INCLUDES]
*	101	4-103-435-11	BRACKET, MAIN	116	1-469-089-11	FILTER, CLAMP (FERRITE CORE)	
	102	A-1109-406-A	G1 BOARD, COMPLETE	*	117	CABLE, P-P	
⚠	103	1-791-192-31	CORD, NOISE FILTER WITH POWER	118	1-829-702-11	COAXIAL CABLE WITH F-PLUG	
	104	A-1102-917-A	H4 BOARD, MOUNTED	119	8-597-504-00	ANTENNA SWITCH RFD-SA811	
	105	1-500-082-11	CLAMP, SLEEVE FERRITE	120	7-685-648-79	SCREW +BVTP 3X12 TYPE2 IT-3	
	106	A-1109-407-A	GM BOARD, COMPLETE	*	121	3-682-691-00	NUT, WASHER HEXAGON
	107	4-035-160-01	PURSE LOCK (S) (DIA. 12)	122	A-1102-912-A	U1 BOARD, MOUNTED	
*	108	4-091-379-11	SPACER, ROCKING CARD	123	A-1110-067-A	DMB COMPLETE ASSY	
*	109	4-092-047-01	CIRCUIT BOARD SUPPORTS	124	2-597-549-01	LABEL, TERMINAL	
	110	A-1109-403-A	A1 BOARD, COMPLETE				
	111	1-830-099-41	LEAD WIRE WITH CONNECTOR (LVDS)				
	112	1-910-004-95	LEAD WIRE WITH CONNECTOR (LVDS)				
	113	A-1109-404-A	B1 BOARD, COMPLETE				
*	114	4-098-165-01	CLAMPER				
	115	A-1110-881-A	KD BOARD, COMPLETE				

SECTION 5: ELECTRICAL PARTS LIST

NOTE: The components identified by shading and \triangle mark are critical for safety. Replace only with part number specified.

NOTE: Les composants identifiés par un trame et une marque \triangle sont critiques pour la sécurité. Ne les remplacer que par une pièce portant le numéro spécifique.

* Items marked with an asterisk are not stocked since they are seldom required for routine service. Expect some delay when ordering these components.

RESISTORS

- All resistors are in ohms
- F : nonflammable
- All variable and adjustable resistors have characteristic curve B, unless otherwise noted.

U1

When ordering parts by reference number, please include the board name.

REF. NO.	PART NO.	DESCRIPTION	VALUES	REF. NO.	PART NO.	DESCRIPTION	VALUES
U1				JACK			
				J9402	1-573-967-12	BLOCK, (S) TERMINAL	
				RESISTOR			
				R9408	1-218-665-11	METAL CHIP	75 0.50% 1/10W
				R9410	1-216-849-11	METAL CHIP	220K 5% 1/10W
				R9411	1-216-849-11	METAL CHIP	220K 5% 1/10W
				R9414	1-216-849-11	METAL CHIP	220K 5% 1/10W
				R9415	1-216-849-11	METAL CHIP	220K 5% 1/10W
				R9416	1-216-821-11	METAL CHIP	1K 5% 1/10W
				R9417	1-216-821-11	METAL CHIP	1K 5% 1/10W
				R9418	1-216-864-11	SHORT CHIP	
				R9420	1-218-665-11	METAL CHIP	75 0.50% 1/10W
				R9421	1-218-665-11	METAL CHIP	75 0.50% 1/10W
				R9422	1-218-665-11	METAL CHIP	75 0.50% 1/10W
				R9423	1-216-821-11	METAL CHIP	1K 5% 1/10W
				R9424	1-216-821-11	METAL CHIP	1K 5% 1/10W
				R9425	1-218-665-11	METAL CHIP	75 0.50% 1/10W
				R9426	1-218-665-11	METAL CHIP	75 0.50% 1/10W
				R9427	1-216-864-11	SHORT CHIP	
				R9428	1-216-864-11	SHORT CHIP	
				R9429	1-216-864-11	SHORT CHIP	
				R9430	1-216-864-11	SHORT CHIP	
				R9431	1-216-864-11	SHORT CHIP	
				R9432	1-216-864-11	SHORT CHIP	
				VARISTOR			
				VD9410	1-803-974-21	VARISTOR, CHIP	(1608)
				VD9414	1-803-974-21	VARISTOR, CHIP	(1608)
				VD9415	1-803-974-21	VARISTOR, CHIP	(1608)
				VD9416	1-803-974-21	VARISTOR, CHIP	(1608)
				VD9419	1-803-974-21	VARISTOR, CHIP	(1608)
				CONNECTOR			
				CN9401	1-778-398-11	CONNECTOR, BOARD TO BOARD	15P
				* CN9402	1-691-632-22	CONNECTOR, BOARD TO BOARD	15P
				DIODE			
				D9403	8-719-977-28	DIODE	DTZ10B
				CAPACITOR			
				C9406	1-162-964-11	CERAMIC CHIP	0.001 μ F 10% 50V
				C9407	1-162-964-11	CERAMIC CHIP	0.001 μ F 10% 50V
				C9408	1-125-891-11	CERAMIC CHIP	0.47 μ F 10% 10V
				C9409	1-125-891-11	CERAMIC CHIP	0.47 μ F 10% 10V
				C9410	1-162-970-11	CERAMIC CHIP	0.01 μ F 10% 25V
				C9411	1-164-505-11	CERAMIC CHIP	2.2 μ F 16V
				C9412	1-162-964-11	CERAMIC CHIP	0.001 μ F 10% 50V
				C9413	1-162-964-11	CERAMIC CHIP	0.001 μ F 10% 50V
				C9415	1-162-970-11	CERAMIC CHIP	0.01 μ F 10% 25V
				C9417	1-164-505-11	CERAMIC CHIP	2.2 μ F 16V
				C9418	1-164-505-11	CERAMIC CHIP	2.2 μ F 16V
				C9419	1-164-505-11	CERAMIC CHIP	2.2 μ F 16V
				C9421	1-164-505-11	CERAMIC CHIP	2.2 μ F 16V
				C9422	1-164-505-11	CERAMIC CHIP	2.2 μ F 16V
				C9424	1-164-505-11	CERAMIC CHIP	2.2 μ F 16V
				C9426	1-164-505-11	CERAMIC CHIP	2.2 μ F 16V
				U1 BOARD, MOUNTED			
				* A-1102-912-A U1 BOARD, MOUNTED			

U1	H4	A1
----	----	----

REF. NO.	PART NO.	DESCRIPTION	VALUES	REF. NO.	PART NO.	DESCRIPTION	VALUES
VD9420	1-803-974-21	VARISTOR, CHIP	(1608)	A1	* A-1109-403-A A1 BOARD, COMPLETE		
VD9431	1-803-974-21	VARISTOR, CHIP	(1608)				
VD9432	1-803-974-21	VARISTOR, CHIP	(1608)				
VD9433	1-803-974-21	VARISTOR, CHIP	(1608)				
VD9442	1-803-974-21	VARISTOR, CHIP	(1608)				
H4				CAPACITOR			
* A-1102-917-A H4 BOARD, MOUNTED				* A-1109-403-A A1 BOARD, COMPLETE			
CAPACITOR				CAPACITOR			
C44	1-162-919-11	CERAMIC CHIP	22pF 5% 50V	C8003	1-107-826-11	CERAMIC CHIP	0.1μF 10% 16V
C45	1-162-919-11	CERAMIC CHIP	22pF 5% 50V	C8005	1-117-720-11	CERAMIC CHIP	4.7μF 10V
C58	1-126-933-11	ELECT	100μF 20% 16V	C8006	1-135-960-91	CERAMIC CHIP	10μF 10% 25V
C59	1-164-156-11	CERAMIC CHIP	0.1μF 25V	C8007	1-164-360-11	CERAMIC CHIP	0.1μF 16V
CONNECTOR				C8008	1-107-826-11	CERAMIC CHIP	0.1μF 10% 16V
* CN44	1-564-509-11	PLUG, CONNECTOR	6P	C8009	1-107-826-11	CERAMIC CHIP	0.1μF 10% 16V
IC				C8010	1-127-931-21	ELECT CHIP	470μF 20% 16V
IC41	6-707-223-01	IC	LM75BIM-5/NOPB	C8011	1-127-931-21	ELECT CHIP	470μF 20% 16V
RESISTOR				C8012	1-107-826-11	CERAMIC CHIP	0.1μF 10% 16V
R49	1-216-801-11	METAL CHIP	22 5% 1/10W	C8018	1-165-908-11	CERAMIC CHIP	1μF 10% 10V
R51	1-216-801-11	METAL CHIP	22 5% 1/10W	C8019	1-107-826-11	CERAMIC CHIP	0.1μF 10% 16V
R54	1-216-864-11	SHORT CHIP		C8021	1-165-908-11	CERAMIC CHIP	1μF 10% 10V
R55	1-216-864-11	SHORT CHIP		C8045	1-107-826-11	CERAMIC CHIP	0.1μF 10% 16V
R57	1-216-864-11	SHORT CHIP		C8046	1-107-826-11	CERAMIC CHIP	0.1μF 10% 16V
				C8048	1-107-826-11	CERAMIC CHIP	0.1μF 10% 16V
				C8049	1-164-505-11	CERAMIC CHIP	2.2μF 16V
				C8050	1-164-505-11	CERAMIC CHIP	2.2μF 16V
				C8051	1-162-970-11	CERAMIC CHIP	0.01μF 10% 25V
				C8061	1-109-982-11	CERAMIC CHIP	1μF 10% 10V
				C8062	1-107-826-11	CERAMIC CHIP	0.1μF 10% 16V
				C8063	1-165-908-11	CERAMIC CHIP	1μF 10% 10V
				C8064	1-107-826-11	CERAMIC CHIP	0.1μF 10% 16V
				C8065	1-162-913-11	CERAMIC CHIP	8pF 0.50pF 50V
				C8066	1-107-826-11	CERAMIC CHIP	0.1μF 10% 16V
				C8067	1-107-826-11	CERAMIC CHIP	0.1μF 10% 16V
				C8068	1-107-826-11	CERAMIC CHIP	0.1μF 10% 16V
				C8069	1-107-826-11	CERAMIC CHIP	0.1μF 10% 16V
				C8070	1-107-826-11	CERAMIC CHIP	0.1μF 10% 16V
				C8071	1-164-505-11	CERAMIC CHIP	2.2μF 16V
				C8072	1-164-505-11	CERAMIC CHIP	2.2μF 16V
				C8073	1-117-720-11	CERAMIC CHIP	4.7μF 10V
				C8077	1-127-931-21	ELECT CHIP	470μF 20% 16V
				C8078	1-127-931-21	ELECT CHIP	470μF 20% 16V
				C8079	1-107-826-11	CERAMIC CHIP	0.1μF 10% 16V
				C8080	1-124-779-00	ELECT CHIP	10μF 20% 16V

A1

REF. NO.	PART NO.	DESCRIPTION	VALUES			REF. NO.	PART NO.	DESCRIPTION	VALUES		
C8081	1-124-779-00	ELECT CHIP	10μF	20%	16V	C8126	1-126-394-11	ELECT CHIP	10μF	20%	16V
C8082	1-162-968-11	CERAMIC CHIP	0.0047μF	10%	50V	C8127	1-126-394-11	ELECT CHIP	10μF	20%	16V
C8083	1-162-968-11	CERAMIC CHIP	0.0047μF	10%	50V	C8128	1-126-401-21	ELECT CHIP	1μF	20%	50V
C8084	1-165-908-11	CERAMIC CHIP	1μF	10%	10V	C8129	1-127-715-91	CERAMIC CHIP	0.22μF	10%	16V
C8085	1-165-908-11	CERAMIC CHIP	1μF	10%	10V	C8130	1-125-779-21	CERAMIC CHIP	0.022μF	5%	25V
C8086	1-162-964-11	CERAMIC CHIP	0.001μF	10%	50V	C8131	1-125-779-21	CERAMIC CHIP	0.022μF	5%	25V
C8087	1-162-964-11	CERAMIC CHIP	0.001μF	10%	50V	C8132	1-162-965-11	CERAMIC CHIP	0.0015μF	10%	50V
C8088	1-165-908-11	CERAMIC CHIP	1μF	10%	10V	C8133	1-162-964-11	CERAMIC CHIP	0.001μF	10%	50V
C8089	1-162-964-11	CERAMIC CHIP	0.001μF	10%	50V	C8134	1-163-989-11	CERAMIC CHIP	0.033μF	10%	25V
C8090	1-165-908-11	CERAMIC CHIP	1μF	10%	10V	C8135	1-127-715-91	CERAMIC CHIP	0.22μF	10%	16V
C8091	1-162-964-11	CERAMIC CHIP	0.001μF	10%	50V	C8136	1-162-968-11	CERAMIC CHIP	0.0047μF	10%	50V
C8092	1-117-681-11	ELECT CHIP	100μF	20%	16V	C8137	1-127-715-91	CERAMIC CHIP	0.22μF	10%	16V
C8093	1-117-681-11	ELECT CHIP	100μF	20%	16V	C8138	1-162-968-11	CERAMIC CHIP	0.0047μF	10%	50V
C8094	1-117-681-11	ELECT CHIP	100μF	20%	16V	C8139	1-165-176-11	CERAMIC CHIP	0.047μF	10%	16V
C8095	1-117-681-11	ELECT CHIP	100μF	20%	16V	C8140	1-165-176-11	CERAMIC CHIP	0.047μF	10%	16V
C8096	1-117-681-11	ELECT CHIP	100μF	20%	16V	C8141	1-125-779-21	CERAMIC CHIP	0.022μF	5%	25V
C8097	1-117-681-11	ELECT CHIP	100μF	20%	16V	C8142	1-107-826-11	CERAMIC CHIP	0.1μF	10%	16V
C8098	1-127-931-21	ELECT CHIP	470μF	20%	16V	C8143	1-107-826-11	CERAMIC CHIP	0.1μF	10%	16V
C8099	1-107-826-11	CERAMIC CHIP	0.1μF	10%	16V	C8144	1-107-826-11	CERAMIC CHIP	0.1μF	10%	16V
C8100	1-117-720-11	CERAMIC CHIP	4.7μF		10V	C8145	1-107-826-11	CERAMIC CHIP	0.1μF	10%	16V
C8101	1-127-931-21	ELECT CHIP	470μF	20%	16V	C8146	1-107-826-11	CERAMIC CHIP	0.1μF	10%	16V
C8107	1-162-915-11	CERAMIC CHIP	10pF	0.50pF	50V	C8147	1-107-826-11	CERAMIC CHIP	0.1μF	10%	16V
C8108	1-127-931-21	ELECT CHIP	470μF	20%	16V	C8148	1-107-826-11	CERAMIC CHIP	0.1μF	10%	16V
C8109	1-125-779-21	CERAMIC CHIP	0.022μF	5%	25V	C8149	1-107-826-11	CERAMIC CHIP	0.1μF	10%	16V
C8110	1-125-779-21	CERAMIC CHIP	0.022μF	5%	25V	C8150	1-126-401-21	ELECT CHIP	1μF	20%	50V
C8111	1-127-715-91	CERAMIC CHIP	0.22μF	10%	16V	C8151	1-165-112-11	CERAMIC CHIP	0.33μF		16V
C8112	1-126-401-21	ELECT CHIP	1μF	20%	50V	C8152	1-164-345-11	CERAMIC CHIP	0.082μF	10%	25V
C8113	1-126-394-11	ELECT CHIP	10μF	20%	16V	C8153	1-164-345-11	CERAMIC CHIP	0.082μF	10%	25V
C8114	1-126-394-11	ELECT CHIP	10μF	20%	16V	C8154	1-124-779-00	ELECT CHIP	10μF	20%	16V
C8115	1-128-934-91	CERAMIC CHIP	0.33μF	20%	10V	C8155	1-124-779-00	ELECT CHIP	10μF	20%	16V
C8116	1-126-401-21	ELECT CHIP	1μF	20%	50V	C8156	1-162-965-11	CERAMIC CHIP	0.0015μF	10%	50V
C8117	1-126-401-21	ELECT CHIP	1μF	20%	50V	C8157	1-162-964-11	CERAMIC CHIP	0.001μF	10%	50V
C8118	1-126-394-11	ELECT CHIP	10μF	20%	16V	C8158	1-163-989-11	CERAMIC CHIP	0.033μF	10%	25V
C8119	1-126-401-21	ELECT CHIP	1μF	20%	50V	C8159	1-165-176-11	CERAMIC CHIP	0.047μF	10%	16V
C8120	1-126-401-21	ELECT CHIP	1μF	20%	50V	C8160	1-165-176-11	CERAMIC CHIP	0.047μF	10%	16V
C8121	1-126-401-21	ELECT CHIP	1μF	20%	50V	C8161	1-162-970-11	CERAMIC CHIP	0.01μF	5%	25V
C8122	1-126-401-21	ELECT CHIP	1μF	20%	50V	C8162	1-162-968-11	CERAMIC CHIP	0.0047μF	10%	50V
C8123	1-126-401-21	ELECT CHIP	1μF	20%	50V	C8163	1-162-968-11	CERAMIC CHIP	0.0047μF	10%	50V
C8124	1-126-401-21	ELECT CHIP	1μF	20%	50V	C8164	1-128-536-11	ELECT CHIP	100μF	20%	25V
C8125	1-126-401-21	ELECT CHIP	1μF	20%	50V	C8165	1-107-826-11	CERAMIC CHIP	0.1μF	10%	16V



REF. NO.	PART NO.	DESCRIPTION	VALUES			REF. NO.	PART NO.	DESCRIPTION	VALUES		
R8056	1-218-700-11	METAL CHIP	2.2K	0.50%	1/10W	R8119	1-216-864-11	SHORT CHIP			
R8057	1-218-698-11	METAL CHIP	1.8K	0.50%	1/10W	R8120	1-216-864-11	SHORT CHIP			
R8058	1-216-833-11	METAL CHIP	10K	5%	1/10W	R8121	1-216-864-11	SHORT CHIP			
R8059	1-216-821-11	METAL CHIP	1K	5%	1/10W	R8122	1-216-821-11	METAL CHIP	1K	5%	1/10W
R8063	1-218-668-11	METAL CHIP	100	0.50%	1/10W	R8123	1-216-821-11	METAL CHIP	1K	5%	1/10W
R8064	1-218-668-11	METAL CHIP	100	0.50%	1/10W	R8124	1-216-821-11	METAL CHIP	1K	5%	1/10W
R8066	1-218-668-11	METAL CHIP	100	0.50%	1/10W	R8125	1-216-864-11	SHORT CHIP			
R8068	1-216-821-11	METAL CHIP	1K	5%	1/10W	R8126	1-216-838-11	METAL CHIP	27K	5%	1/10W
R8069	1-216-833-11	METAL CHIP	10K	5%	1/10W	R8127	1-216-825-11	METAL CHIP	2.2K	5%	1/10W
R8071	1-216-809-11	METAL CHIP	100	5%	1/10W	R8128	1-216-864-11	SHORT CHIP			
R8072	1-216-857-11	METAL CHIP	1M	5%	1/10W	R8129	1-216-809-11	METAL CHIP	100	5%	1/10W
R8073	1-216-857-11	METAL CHIP	1M	5%	1/10W	R8130	1-216-809-11	METAL CHIP	100	5%	1/10W
R8074	1-218-889-11	METAL CHIP	56K	0.50%	1/10W	R8131	1-216-809-11	METAL CHIP	100	5%	1/10W
R8075	1-216-829-11	METAL CHIP	4.7K	5%	1/10W	R8132	1-216-833-11	METAL CHIP	10K	5%	1/10W
R8076	1-216-821-11	METAL CHIP	1K	5%	1/10W	R8133	1-216-864-11	SHORT CHIP			
R8077	1-216-813-11	METAL CHIP	220	5%	1/10W	R8134	1-216-864-11	SHORT CHIP			
R8078	1-216-801-11	METAL CHIP	22	5%	1/10W	R8135	1-216-838-11	METAL CHIP	27K	5%	1/10W
R8079	1-216-801-11	METAL CHIP	22	5%	1/10W	R8136	1-216-825-11	METAL CHIP	2.2K	5%	1/10W
R8082	1-216-833-11	METAL CHIP	10K	5%	1/10W	R8137	1-216-853-11	METAL CHIP	470K	5%	1/10W
R8084	1-216-857-11	METAL CHIP	1M	5%	1/10W	R8138	1-216-837-11	METAL CHIP	22K	5%	1/10W
R8085	1-216-809-11	METAL CHIP	100	5%	1/10W	R8139	1-216-829-11	METAL CHIP	4.7K	5%	1/10W
R8086	1-216-809-11	METAL CHIP	100	5%	1/10W	R8140	1-216-834-11	METAL CHIP	12K	5%	1/10W
R8087	1-216-809-11	METAL CHIP	100	5%	1/10W	R8142	1-216-842-11	METAL CHIP	56K	5%	1/10W
R8088	1-216-809-11	METAL CHIP	100	5%	1/10W	R8143	1-216-830-11	METAL CHIP	5.6K	5%	1/10W
R8091	1-216-821-11	METAL CHIP	1K	5%	1/10W	R8144	1-218-678-11	METAL CHIP	270	0.50%	1/10W
R8092	1-216-809-11	METAL CHIP	100	5%	1/10W	R8145	1-218-678-11	METAL CHIP	270	0.50%	1/10W
R8093	1-216-809-11	METAL CHIP	100	5%	1/10W	R8146	1-218-678-11	METAL CHIP	270	0.50%	1/10W
R8094	1-216-809-11	METAL CHIP	100	5%	1/10W	R8147	1-218-678-11	METAL CHIP	270	0.50%	1/10W
R8095	1-216-833-11	METAL CHIP	10K	5%	1/10W	R8148	1-218-678-11	METAL CHIP	270	0.50%	1/10W
R8097	1-216-809-11	METAL CHIP	100	5%	1/10W	R8149	1-218-678-11	METAL CHIP	270	0.50%	1/10W
R8098	1-216-809-11	METAL CHIP	100	5%	1/10W	R8150	1-216-836-11	METAL CHIP	18K	5%	1/10W
R8099	1-216-809-11	METAL CHIP	100	5%	1/10W	R8151	1-216-843-11	METAL CHIP	68K	5%	1/10W
R8100	1-216-809-11	METAL CHIP	100	5%	1/10W	R8152	1-216-832-11	METAL CHIP	8.2K	5%	1/10W
R8101	1-216-809-11	METAL CHIP	100	5%	1/10W	R8153	1-216-838-11	METAL CHIP	27K	5%	1/10W
R8103	1-216-809-11	METAL CHIP	100	5%	1/10W	R8154	1-218-741-11	METAL CHIP	110K	0.50%	1/10W
R8108	1-216-809-11	METAL CHIP	100	5%	1/10W	R8155	1-216-853-11	METAL CHIP	470K	5%	1/10W
R8109	1-216-809-11	METAL CHIP	100	5%	1/10W	R8156	1-216-833-11	METAL CHIP	10K	5%	1/10W
R8110	1-216-809-11	METAL CHIP	100	5%	1/10W	R8158	1-216-833-11	METAL CHIP	10K	5%	1/10W
R8115	1-216-809-11	METAL CHIP	100	5%	1/10W	R8159	1-216-833-11	METAL CHIP	10K	5%	1/10W
R8117	1-216-861-11	METAL CHIP	2.2M	5%	1/10W	R8200	1-216-864-11	SHORT CHIP			

A1

REF. NO.	PART NO.	DESCRIPTION	VALUES			REF. NO.	PART NO.	DESCRIPTION	VALUES		
R8201	1-216-833-11	METAL CHIP	10K	5%	1/10W	R8245	1-216-835-11	METAL CHIP	15K	5%	1/10W
R8202	1-216-864-11	SHORT CHIP				R8246	1-216-835-11	METAL CHIP	15K	5%	1/10W
R8203	1-216-836-11	METAL CHIP	18K	5%	1/10W	R8247	1-216-835-11	METAL CHIP	15K	5%	1/10W
R8204	1-216-838-11	METAL CHIP	27K	5%	1/10W	R8248	1-216-827-11	METAL CHIP	3.3K	5%	1/10W
R8205	1-216-841-11	METAL CHIP	47K	5%	1/10W	R8249	1-216-827-11	METAL CHIP	3.3K	5%	1/10W
R8206	1-216-864-11	SHORT CHIP				R8252	1-216-864-11	SHORT CHIP			
R8207	1-216-837-11	METAL CHIP	22K	5%	1/10W	R8254	1-218-676-11	METAL CHIP	220	0.50%	1/10W
R8208	1-216-857-11	METAL CHIP	1M	5%	1/10W	R8255	1-218-676-11	METAL CHIP	220	0.50%	1/10W
R8209	1-216-830-11	METAL CHIP	5.6K	5%	1/10W	R8256	1-218-676-11	METAL CHIP	220	0.50%	1/10W
R8210	1-218-867-11	METAL CHIP	6.8K	0.50%	1/10W	R8257	1-218-676-11	METAL CHIP	220	0.50%	1/10W
R8211	1-216-821-11	METAL CHIP	1K	5%	1/10W	R8258	1-218-676-11	METAL CHIP	220	0.50%	1/10W
R8212	1-216-837-11	METAL CHIP	22K	5%	1/10W	R8259	1-218-676-11	METAL CHIP	220	0.50%	1/10W
R8213	1-216-837-11	METAL CHIP	22K	5%	1/10W	R8260	1-218-676-11	METAL CHIP	220	0.50%	1/10W
R8214	1-216-828-11	METAL CHIP	3.9K	5%	1/10W	R8261	1-218-676-11	METAL CHIP	220	0.50%	1/10W
R8215	1-216-829-11	METAL CHIP	4.7K	5%	1/10W	R8262	1-218-676-11	METAL CHIP	220	0.50%	1/10W
R8216	1-216-828-11	METAL CHIP	3.9K	5%	1/10W	R8263	1-218-676-11	METAL CHIP	220	0.50%	1/10W
R8217	1-216-809-11	METAL CHIP	100	5%	1/10W	R8264	1-218-676-11	METAL CHIP	220	0.50%	1/10W
R8218	1-216-829-11	METAL CHIP	4.7K	5%	1/10W	R8265	1-218-676-11	METAL CHIP	220	0.50%	1/10W
R8219	1-216-809-11	METAL CHIP	100	5%	1/10W	R8269	1-216-809-11	METAL CHIP	100	5%	1/10W
R8221	1-216-864-11	SHORT CHIP				R8275	1-216-803-11	METAL CHIP	33	5%	1/10W
R8222	1-216-864-11	SHORT CHIP				R8276	1-216-825-11	METAL CHIP	2.2K	5%	1/10W
R8224	1-216-848-11	METAL CHIP	180K	5%	1/10W	R8277	1-216-805-11	METAL CHIP	47	5%	1/10W
R8225	1-216-823-11	METAL CHIP	1.5K	5%	1/10W	R8278	1-216-805-11	METAL CHIP	47	5%	1/10W
R8226	1-216-864-11	SHORT CHIP				R8279	1-216-805-11	METAL CHIP	47	5%	1/10W
R8227	1-216-848-11	METAL CHIP	180K	5%	1/10W	R8280	1-216-805-11	METAL CHIP	47	5%	1/10W
R8228	1-216-823-11	METAL CHIP	1.5K	5%	1/10W	R8281	1-216-805-11	METAL CHIP	47	5%	1/10W
R8229	1-216-822-11	METAL CHIP	1.2K	5%	1/10W	R8282	1-216-805-11	METAL CHIP	47	5%	1/10W
R8230	1-216-864-11	SHORT CHIP				R8283	1-216-833-11	METAL CHIP	10K	5%	1/10W
R8231	1-216-841-11	METAL CHIP	47K	5%	1/10W	R8284	1-216-833-11	METAL CHIP	10K	5%	1/10W
R8233	1-216-830-11	METAL CHIP	5.6K	5%	1/10W	R8285	1-216-833-11	METAL CHIP	10K	5%	1/10W
R8234	1-216-816-11	METAL CHIP	390	5%	1/10W	R8286	1-216-833-11	METAL CHIP	10K	5%	1/10W
R8235	1-216-822-11	METAL CHIP	1.2K	5%	1/10W	R8287	1-216-841-11	METAL CHIP	47K	5%	1/10W
R8236	1-216-841-11	METAL CHIP	47K	5%	1/10W	R8288	1-216-841-11	METAL CHIP	47K	5%	1/10W
R8238	1-216-830-11	METAL CHIP	5.6K	5%	1/10W	R8333	1-216-864-11	SHORT CHIP			
R8239	1-216-816-11	METAL CHIP	390	5%	1/10W	R8334	1-216-864-11	SHORT CHIP			
R8240	1-216-864-11	SHORT CHIP				R8515	1-216-864-11	SHORT CHIP			
R8241	1-216-864-11	SHORT CHIP				R8516	1-216-864-11	SHORT CHIP			
R8242	1-216-829-11	METAL CHIP	4.7K	5%	1/10W	R8530	1-216-809-11	METAL CHIP	100	5%	1/10W
R8243	1-216-829-11	METAL CHIP	4.7K	5%	1/10W	R8531	1-216-809-11	METAL CHIP	100	5%	1/10W
R8244	1-216-835-11	METAL CHIP	15K	5%	1/10W	R8532	1-216-801-11	METAL CHIP	22	5%	1/10W



REF. NO.	PART NO.	DESCRIPTION	VALUES	REF. NO.	PART NO.	DESCRIPTION	VALUES
C6029	1-164-156-11	CERAMIC CHIP	0.1µF 25V	C6908	1-162-916-11	CERAMIC CHIP	12pF 5% 50V
C6030	1-164-156-11	CERAMIC CHIP	0.1µF 25V	C6909	1-107-826-11	CERAMIC CHIP	0.1µF 10% 16V
C6031	1-128-992-21	ELECT CHIP	47µF 20% 25V	C6910	1-162-970-11	CERAMIC CHIP	0.01µF 10% 25V
C6032	1-128-992-21	ELECT CHIP	47µF 20% 25V	C6912	1-162-927-11	CERAMIC CHIP	100pF 5% 50V
C6033	1-107-826-11	CERAMIC CHIP	0.1µF 10% 16V	C6913	1-162-964-11	CERAMIC CHIP	0.001µF 10% 50V
C6034	1-107-826-11	CERAMIC CHIP	0.1µF 10% 16V	C6914	1-107-826-11	CERAMIC CHIP	0.1µF 10% 16V
C6036	1-128-992-21	ELECT CHIP	47µF 20% 25V	C6915	1-162-970-11	CERAMIC CHIP	0.01µF 10% 25V
C6037	1-128-992-21	ELECT CHIP	47µF 20% 25V	C6916	1-162-970-11	CERAMIC CHIP	0.01µF 10% 25V
C6038	1-128-992-21	ELECT CHIP	47µF 20% 25V	C6917	1-107-826-11	CERAMIC CHIP	0.1µF 10% 16V
C6039	1-164-156-11	CERAMIC CHIP	0.1µF 25V	C6918	1-162-970-11	CERAMIC CHIP	0.01µF 10% 25V
C6040	1-128-992-21	ELECT CHIP	47µF 20% 25V	C6923	1-107-826-11	CERAMIC CHIP	0.1µF 10% 16V
C6041	1-127-931-21	ELECT CHIP	470µF 20% 16V	C6926	1-126-767-11	ELECT	1000µF 20% 16V
C6042	1-127-931-21	ELECT CHIP	470µF 20% 16V	C6927	1-107-826-11	CERAMIC CHIP	0.1µF 10% 16V
C6043	1-162-966-11	CERAMIC CHIP	0.0022µF 10% 50V	C6928	1-126-927-11	ELECT	2200µF 20% 10V
C6044	1-162-970-11	CERAMIC CHIP	0.01µF 10% 25V	C6929	1-162-970-11	CERAMIC CHIP	0.01µF 10% 25V
C6045	1-107-826-11	CERAMIC CHIP	0.1µF 10% 16V				
C6046	1-107-826-11	CERAMIC CHIP	0.1µF 10% 16V			CONNECTOR	
C6047	1-125-837-91	CERAMIC CHIP	1µF 10% 6.3V				
C6048	1-162-970-11	CERAMIC CHIP	0.01µF 10% 25V	* CN6000	1-818-747-11	PIN, CONNECTOR	12P
C6049	1-107-826-11	CERAMIC CHIP	0.1µF 10% 16V	* CN6001	1-817-702-11	CONNECTOR, BOARD TO BOARD	4P
C6050	1-107-826-11	CERAMIC CHIP	0.1µF 10% 16V	CN6002	1-816-112-11	CONNECTOR, SQUARE TYPE (USB)	5P
C6051	1-164-156-11	CERAMIC CHIP	0.1µF 25V	CN6003	1-816-112-11	CONNECTOR, SQUARE TYPE (USB)	5P
C6052	1-128-994-21	ELECT CHIP	47µF 20% 10V	* CN6004	1-764-812-12	CONNECTOR, BOARD TO BOARD	11P
C6053	1-162-966-11	CERAMIC CHIP	0.0022µF 10% 50V				
C6056	1-125-779-21	CERAMIC CHIP	0.022µF 5% 25V	* CN6005	1-793-922-11	CONNECTOR, DIN (RECEPTACLE)	64P
C6057	1-128-996-11	ELECT CHIP	4.7µF 20% 50V	CN6013	1-695-915-11	TAB (CONTACT)	
C6058	1-162-966-11	CERAMIC CHIP	0.0022µF 10% 50V	CN6014	1-695-915-11	TAB (CONTACT)	
C6059	1-162-968-11	CERAMIC CHIP	0.0047µF 10% 50V	CN6015	1-695-915-11	TAB (CONTACT)	
C6060	1-107-826-11	CERAMIC CHIP	0.1µF 10% 16V	CN6017	1-750-710-11	CONNECTOR, BOARD TO BOARD	19P
C6061	1-125-779-21	CERAMIC CHIP	0.022µF 5% 25V	CN6018	1-695-915-11	TAB (CONTACT)	
C6062	1-127-715-91	CERAMIC CHIP	0.22µF 10% 16V	CN6019	1-816-957-11	DIN CONNECTOR (RECEPTACLE)	96P
C6063	1-162-970-11	CERAMIC CHIP	0.01µF 10% 25V	* CN6028	1-818-482-11	PIN, CONNECTOR	10P
C6064	1-162-970-11	CERAMIC CHIP	0.01µF 10% 25V	* CN6029	1-823-330-11	CONNECTOR, BOARD TO BOARD	40P
C6900	1-107-826-11	CERAMIC CHIP	0.1µF 10% 16V	* CN6030	1-537-738-21	TERMINAL, EARTH	
C6901	1-107-826-11	CERAMIC CHIP	0.1µF 10% 16V				
C6902	1-107-826-11	CERAMIC CHIP	0.1µF 10% 16V	* CN6032	1-537-738-21	TERMINAL, EARTH	
C6903	1-107-826-11	CERAMIC CHIP	0.1µF 10% 16V	CN6033	1-770-721-11	CONNECTOR, BOARD TO BOARD	4P
C6904	1-107-826-11	CERAMIC CHIP	0.1µF 10% 16V	* CN6900	1-691-551-11	PIN, CONNECTOR (SMD)	8P
C6905	1-107-826-11	CERAMIC CHIP	0.1µF 10% 16V				
C6907	1-162-916-11	CERAMIC CHIP	12pF 5% 50V			DIODE	
				D6002	8-719-404-50	DIODE	MA111-TX
				D6003	8-719-404-50	DIODE	MA111-TX
				D6004	8-719-404-50	DIODE	MA111-TX
				D6005	8-719-000-08	DIODE	MC2838
				D6006	8-719-404-50	DIODE	MA111-TX



REF. NO.	PART NO.	DESCRIPTION	VALUES			REF. NO.	PART NO.	DESCRIPTION	VALUES		
R6074	1-216-864-11	SHORT CHIP				R6146	1-216-833-11	METAL CHIP	10K	5%	1/10W
R6076	1-216-864-11	SHORT CHIP				R6147	1-216-833-11	METAL CHIP	10K	5%	1/10W
R6077	1-216-857-11	METAL CHIP	1M	5%	1/10W	R6148	1-216-833-11	METAL CHIP	10K	5%	1/10W
R6078	1-216-833-11	METAL CHIP	10K	5%	1/10W	R6149	1-216-833-11	METAL CHIP	10K	5%	1/10W
R6079	1-216-833-11	METAL CHIP	10K	5%	1/10W	R6150	1-216-833-11	METAL CHIP	10K	5%	1/10W
R6080	1-216-833-11	METAL CHIP	10K	5%	1/10W	R6151	1-216-829-11	METAL CHIP	4.7K	5%	1/10W
R6081	1-216-833-11	METAL CHIP	10K	5%	1/10W	R6152	1-216-857-11	METAL CHIP	1M	5%	1/10W
R6082	1-216-833-11	METAL CHIP	10K	5%	1/10W	R6153	1-216-864-11	SHORT CHIP			
R6083	1-216-825-11	METAL CHIP	2.2K	5%	1/10W	R6154	1-216-864-11	SHORT CHIP			
R6085	1-216-833-11	METAL CHIP	10K	5%	1/10W	R6155	1-216-864-11	SHORT CHIP			
R6091	1-216-833-11	METAL CHIP	10K	5%	1/10W	R6156	1-216-864-11	SHORT CHIP			
R6106	1-216-864-11	SHORT CHIP				R6157	1-216-864-11	SHORT CHIP			
R6107	1-216-864-11	SHORT CHIP				R6158	1-216-864-11	SHORT CHIP			
R6110	1-216-814-11	METAL CHIP	270	5%	1/10W	R6159	1-216-864-11	SHORT CHIP			
R6111	1-216-864-11	SHORT CHIP				R6160	1-216-864-11	SHORT CHIP			
R6112	1-216-864-11	SHORT CHIP				R6161	1-216-864-11	SHORT CHIP			
R6116	1-216-864-11	SHORT CHIP				R6162	1-216-864-11	SHORT CHIP			
R6117	1-216-864-11	SHORT CHIP				R6163	1-216-864-11	SHORT CHIP			
R6118	1-216-864-11	SHORT CHIP				R6166	1-216-864-11	SHORT CHIP			
R6121	1-216-809-11	METAL CHIP	100	5%	1/10W	R6168	1-216-823-11	METAL CHIP	1.5K	5%	1/10W
R6122	1-216-864-11	SHORT CHIP				R6170	1-216-833-11	METAL CHIP	10K	5%	1/10W
R6123	1-216-864-11	SHORT CHIP				R6176	1-216-797-11	METAL CHIP	10	5%	1/10W
R6124	1-216-809-11	METAL CHIP	100	5%	1/10W	R6177	1-216-845-11	METAL CHIP	100K	5%	1/10W
R6126	1-216-864-11	SHORT CHIP				R6178	1-216-845-11	METAL CHIP	100K	5%	1/10W
R6127	1-216-864-11	SHORT CHIP				R6179	1-216-821-11	METAL CHIP	1K	5%	1/10W
R6128	1-216-864-11	SHORT CHIP				R6180	1-218-867-11	METAL CHIP	6.8K	0.50%	1/10W
R6129	1-216-809-11	METAL CHIP	100	5%	1/10W	R6181	1-216-864-11	SHORT CHIP			
R6130	1-216-809-11	METAL CHIP	100	5%	1/10W	R6184	1-216-821-11	METAL CHIP	1K	5%	1/10W
R6134	1-216-864-11	SHORT CHIP				R6185	1-216-833-11	METAL CHIP	10K	5%	1/10W
R6135	1-216-864-11	SHORT CHIP				R6186	1-216-821-11	METAL CHIP	1K	5%	1/10W
R6136	1-216-864-11	SHORT CHIP				R6190	1-216-864-11	SHORT CHIP			
R6137	1-216-864-11	SHORT CHIP				R6194	1-216-864-11	SHORT CHIP			
R6138	1-216-864-11	SHORT CHIP				R6198	1-218-698-11	METAL CHIP	1.8K	0.50%	1/10W
R6139	1-216-857-11	METAL CHIP	1M	5%	1/10W	R6199	1-218-692-11	METAL CHIP	1K	0.50%	1/10W
R6140	1-216-828-11	METAL CHIP	3.9K	5%	1/10W	R6201	1-216-833-11	METAL CHIP	10K	5%	1/10W
R6141	1-216-826-11	METAL CHIP	2.7K	5%	1/10W	R6208	1-216-864-11	SHORT CHIP			
R6142	1-216-829-11	METAL CHIP	4.7K	5%	1/10W	R6213	1-216-864-11	SHORT CHIP			
R6143	1-216-864-11	SHORT CHIP				R6214	1-216-864-11	SHORT CHIP			
R6144	1-216-864-11	SHORT CHIP				R6215	1-216-864-11	SHORT CHIP			
R6145	1-216-864-11	SHORT CHIP				R6217	1-216-864-11	SHORT CHIP			



REF. NO.	PART NO.	DESCRIPTION	VALUES			REF. NO.	PART NO.	DESCRIPTION	VALUES		
R6218	1-216-864-11	SHORT CHIP				R6905	1-216-829-11	METAL CHIP	4.7K	5%	1/10W
R6219	1-216-864-11	SHORT CHIP				R6906	1-216-833-11	METAL CHIP	10K	5%	1/10W
R6221	1-216-864-11	SHORT CHIP				R6907	1-216-833-11	METAL CHIP	10K	5%	1/10W
R6222	1-216-864-11	SHORT CHIP				R6908	1-216-825-11	METAL CHIP	2.2K	5%	1/10W
R6859	1-216-809-11	METAL CHIP	100	5%	1/10W	R6909	1-216-825-11	METAL CHIP	2.2K	5%	1/10W
R6864	1-216-864-11	SHORT CHIP				R6910	1-216-809-11	METAL CHIP	100	5%	1/10W
R6865	1-216-833-11	METAL CHIP	10K	5%	1/10W	R6911	1-216-809-11	METAL CHIP	100	5%	1/10W
R6866	1-216-864-11	SHORT CHIP				R6912	1-216-809-11	METAL CHIP	100	5%	1/10W
R6867	1-216-833-11	METAL CHIP	10K	5%	1/10W	R6913	1-216-864-11	SHORT CHIP			
R6868	1-216-845-11	METAL CHIP	100K	5%	1/10W	R6914	1-216-801-11	METAL CHIP	22	5%	1/10W
R6869	1-216-845-11	METAL CHIP	100K	5%	1/10W	R6915	1-216-801-11	METAL CHIP	22	5%	1/10W
R6870	1-216-845-11	METAL CHIP	100K	5%	1/10W	R6916	1-216-829-11	METAL CHIP	4.7K	5%	1/10W
R6873	1-216-809-11	METAL CHIP	100	5%	1/10W	R6918	1-216-833-11	METAL CHIP	10K	5%	1/10W
R6874	1-216-845-11	METAL CHIP	100K	5%	1/10W	R6919	1-216-833-11	METAL CHIP	10K	5%	1/10W
R6876	1-216-864-11	SHORT CHIP				R6920	1-216-833-11	METAL CHIP	10K	5%	1/10W
R6877	1-216-864-11	SHORT CHIP				R6921	1-216-833-11	METAL CHIP	10K	5%	1/10W
R6878	1-216-837-11	METAL CHIP	22K	5%	1/10W	R6922	1-216-833-11	METAL CHIP	10K	5%	1/10W
R6880	1-216-833-11	METAL CHIP	10K	5%	1/10W	R6924	1-216-833-11	METAL CHIP	10K	5%	1/10W
R6881	1-216-833-11	METAL CHIP	10K	5%	1/10W	R6925	1-216-864-11	SHORT CHIP			
R6882	1-216-809-11	METAL CHIP	100	5%	1/10W	R6926	1-216-833-11	METAL CHIP	10K	5%	1/10W
R6883	1-216-864-11	SHORT CHIP				R6927	1-216-833-11	METAL CHIP	10K	5%	1/10W
R6884	1-216-864-11	SHORT CHIP				R6928	1-216-833-11	METAL CHIP	10K	5%	1/10W
R6885	1-216-864-11	SHORT CHIP				R6929	1-216-833-11	METAL CHIP	10K	5%	1/10W
R6886	1-216-864-11	SHORT CHIP				R6930	1-216-857-11	METAL CHIP	1M	5%	1/10W
R6887	1-216-864-11	SHORT CHIP				R6931	1-216-841-11	METAL CHIP	47K	5%	1/10W
R6888	1-216-864-11	SHORT CHIP				R6932	1-216-833-11	METAL CHIP	10K	5%	1/10W
R6889	1-216-809-11	METAL CHIP	100	5%	1/10W	R6933	1-216-833-11	METAL CHIP	10K	5%	1/10W
R6890	1-216-809-11	METAL CHIP	100	5%	1/10W	R6934	1-216-809-11	METAL CHIP	100	5%	1/10W
R6891	1-216-809-11	METAL CHIP	100	5%	1/10W	R6935	1-216-845-11	METAL CHIP	100K	5%	1/10W
R6892	1-216-809-11	METAL CHIP	100	5%	1/10W	R6936	1-216-841-11	METAL CHIP	47K	5%	1/10W
R6893	1-216-833-11	METAL CHIP	10K	5%	1/10W	R6937	1-216-833-11	METAL CHIP	10K	5%	1/10W
R6894	1-216-809-11	METAL CHIP	100	5%	1/10W	R6938	1-216-833-11	METAL CHIP	10K	5%	1/10W
R6895	1-216-809-11	METAL CHIP	100	5%	1/10W	R6939	1-216-809-11	METAL CHIP	100	5%	1/10W
R6896	1-216-823-11	METAL CHIP	1.5K	5%	1/10W	R6940	1-216-841-11	METAL CHIP	47K	5%	1/10W
R6897	1-216-864-11	SHORT CHIP				R6941	1-216-845-11	METAL CHIP	100K	5%	1/10W
R6898	1-218-654-11	METAL CHIP	27	0.50%	1/10W	R6942	1-216-839-11	METAL CHIP	33K	5%	1/10W
R6899	1-218-654-11	METAL CHIP	27	0.50%	1/10W	R6943	1-216-833-11	METAL CHIP	10K	5%	1/10W
R6901	1-216-805-11	METAL CHIP	47	5%	1/10W	R6944	1-216-833-11	METAL CHIP	10K	5%	1/10W
R6902	1-216-864-11	SHORT CHIP				R6945	1-216-833-11	METAL CHIP	10K	5%	1/10W
R6904	1-216-864-11	SHORT CHIP				R6946	1-216-809-11	METAL CHIP	100	5%	1/10W



NOTE: The components identified by shading and \triangle mark are critical for safety. Replace only with part number specified.

NOTE: Les composants identifiés par un triangle et une marque \triangle sont critiques pour la sécurité. Ne les remplacer que par une pièce portant le numéro spécifique.

REF. NO.	PART NO.	DESCRIPTION	VALUES			REF. NO.	PART NO.	DESCRIPTION	VALUES		
R6947	1-216-833-11	METAL CHIP	10K	5%	1/10W	R6988	1-216-833-11	METAL CHIP	10K	5%	1/10W
R6948	1-216-837-11	METAL CHIP	22K	5%	1/10W	R6989	1-216-833-11	METAL CHIP	10K	5%	1/10W
R6949	1-216-821-11	METAL CHIP	1K	5%	1/10W	R6990	1-216-864-11	SHORT CHIP			
R6950	1-216-833-11	METAL CHIP	10K	5%	1/10W	R6993	1-216-833-11	METAL CHIP	10K	5%	1/10W
R6951	1-216-821-11	METAL CHIP	1K	5%	1/10W	R6995	1-216-864-11	SHORT CHIP			
R6952	1-216-833-11	METAL CHIP	10K	5%	1/10W	R6996	1-216-833-11	METAL CHIP	10K	5%	1/10W
R6953	1-216-837-11	METAL CHIP	22K	5%	1/10W	R6999	1-216-833-11	METAL CHIP	10K	5%	1/10W
R6954	1-216-821-11	METAL CHIP	1K	5%	1/10W	RESISTOR BRIDGE					
R6955	1-216-821-11	METAL CHIP	1K	5%	1/10W	RB6901	1-236-908-11	NETWORK RESISTOR(CHIP)	10K		
R6956	1-216-833-11	METAL CHIP	10K	5%	1/10W	RB6902	1-236-908-11	NETWORK RESISTOR(CHIP)	10K		
R6957	1-216-825-11	METAL CHIP	2.2K	5%	1/10W	CRYSTAL					
R6958	1-216-864-11	SHORT CHIP				X6900	1-767-419-21	VIBRATOR, CRYSTAL			
R6959	1-216-833-11	METAL CHIP	10K	5%	1/10W						
R6960	1-216-821-11	METAL CHIP	1K	5%	1/10W	* A-1109-407-A GM BOARD, COMPLETE					
R6961	1-216-833-11	METAL CHIP	10K	5%	1/10W	4-382-854-01 SCREW (M3X8), P, SW (+)					
R6962	1-216-814-11	METAL CHIP	270	5%	1/10W	CAPACITOR					
R6963	1-216-809-11	METAL CHIP	100	5%	1/10W	\triangle C1600	1-165-530-31	MYLAR	0.47 μ F	10	0V
R6964	1-216-833-11	METAL CHIP	10K	5%	1/10W	\triangle C1601	1-119-888-51	CERAMIC	2200pF	20%	250V
R6965	1-216-841-11	METAL CHIP	47K	5%	1/10W	\triangle C1602	1-119-888-51	CERAMIC	2200pF	20%	250V
R6966	1-216-801-11	METAL CHIP	22	5%	1/10W	\triangle C1603	1-165-530-31	MYLAR	0.47 μ F	10	0V
R6967	1-216-801-11	METAL CHIP	22	5%	1/10W	\triangle C1604	1-161-964-91	CERAMIC	0.0047 μ F		250V
R6968	1-216-813-11	METAL CHIP	220	5%	1/10W	\triangle C1605	1-161-964-91	CERAMIC	0.0047 μ F		250V
R6970	1-216-809-11	METAL CHIP	100	5%	1/10W	\triangle C1606	1-161-964-91	CERAMIC	0.0047 μ F		250V
R6971	1-216-833-11	METAL CHIP	10K	5%	1/10W	\triangle C1607	1-161-964-91	CERAMIC	0.0047 μ F		250V
R6972	1-216-833-11	METAL CHIP	10K	5%	1/10W	C1608	1-126-934-11	ELECT	220 μ F	20%	16V
R6973	1-216-833-11	METAL CHIP	10K	5%	1/10W	C1609	1-100-803-11	ELECT(BLOCK)	220 μ F	20%	250V
R6974	1-216-864-11	SHORT CHIP				C1610	1-126-963-11	ELECT	4.7 μ F	20%	50V
R6975	1-216-841-11	METAL CHIP	47K	5%	1/10W	C1611	1-126-963-11	ELECT	4.7 μ F	20%	50V
R6976	1-216-801-11	METAL CHIP	22	5%	1/10W	\triangle C1612	1-165-530-31	MYLAR	0.47 μ F	10	0V
R6977	1-216-801-11	METAL CHIP	22	5%	1/10W	C1613	1-107-826-11	CERAMIC CHIP	0.1 μ F	10%	16V
R6978	1-216-845-11	METAL CHIP	100K	5%	1/10W	C1614	1-164-217-11	CERAMIC CHIP	150pF	5%	50V
R6979	1-216-864-11	SHORT CHIP				C1615	1-162-964-11	CERAMIC CHIP	0.001 μ F	10%	50V
R6980	1-216-809-11	METAL CHIP	100	5%	1/10W	C1618	1-137-365-11	MYLAR	0.0015 μ F	5%	50V
R6981	1-216-809-11	METAL CHIP	100	5%	1/10W	C1619	1-126-950-11	ELECT	330 μ F	20%	35V
R6982	1-216-841-11	METAL CHIP	47K	5%	1/10W	C1620	1-162-116-00	CERAMIC	680pF	10%	2KV
R6983	1-216-809-11	METAL CHIP	100	5%	1/10W	C1622	1-162-970-11	CERAMIC CHIP	0.01 μ F	10%	25V
R6984	1-216-833-11	METAL CHIP	10K	5%	1/10W						
R6985	1-216-833-11	METAL CHIP	10K	5%	1/10W						
R6986	1-216-833-11	METAL CHIP	10K	5%	1/10W						
R6987	1-216-809-11	METAL CHIP	100	5%	1/10W						



NOTE: The components identified by shading and \triangle mark are critical for safety. Replace only with part number specified.

NOTE: Les composants identifiés par un trame et une marque \triangle sont critiques pour la sécurité. Ne les remplacer que par une pièce portant le numéro spécifique.


REF. NO.	PART NO.	DESCRIPTION	VALUES	REF. NO.	PART NO.	DESCRIPTION	VALUES
C1623	1-136-479-11	FILM	0.001 μ F 5% 100V				
C1624	1-126-967-11	ELECT	47 μ F 20% 50V				
C1625	1-126-962-11	ELECT	3.3 μ F 20% 50V				
C1626	1-126-964-11	ELECT	10 μ F 20% 50V				
C1627	1-162-970-11	CERAMIC CHIP	0.01 μ F 10% 25V				
\triangle C1629	1-131-940-11	ELECT	1200 μ F 20% 250V				
\triangle C1630	1-131-940-11	ELECT	1200 μ F 20% 250V				
C1632	1-107-824-11	CERAMIC	220pF 5% 1KV				
C1633	1-162-970-11	CERAMIC CHIP	0.01 μ F 10% 25V				
C1634	1-126-947-11	ELECT	47 μ F 20% 35V				
C1635	1-136-497-81	FILM	0.1 μ F 5% 50V				
C1636	1-137-852-21	ELECT	3300 μ F 20% 16V				
C1637	1-164-227-11	CERAMIC CHIP	0.022 μ F 10% 25V				
C1639	1-126-935-11	ELECT	470 μ F 20% 16V				
C1640	1-107-824-11	CERAMIC	220pF 5% 1KV				
C1641	1-107-824-11	CERAMIC	220pF 5% 1KV				
C1642	1-126-969-11	ELECT	220 μ F 20% 50V				
C1644	1-126-947-11	ELECT	47 μ F 20% 35V				
C1645	1-165-954-11	FILM	56000pF 3% 800V				
C1647	1-126-947-11	ELECT	47 μ F 20% 35V				
C1651	1-162-970-11	CERAMIC CHIP	0.01 μ F 10% 25V				
C1652	1-137-190-91	FILM	0.22 μ F 5% 50V				
C1653	1-162-964-11	CERAMIC CHIP	0.001 μ F 10% 50V				
C1654	1-162-964-11	CERAMIC CHIP	0.001 μ F 10% 50V				
C1655	1-126-768-11	ELECT	2200 μ F 20% 16V				
C1656	1-126-940-11	ELECT	330 μ F 20% 25V				
C1657	1-126-768-11	ELECT	2200 μ F 20% 16V				
C1658	1-128-550-11	ELECT	2200 μ F 20% 50V				
C1659	1-126-768-11	ELECT	2200 μ F 20% 16V				
C1660	1-126-933-11	ELECT	100 μ F 20% 16V				
C1666	1-126-964-11	ELECT	10 μ F 20% 50V				
C1667	1-100-714-11	ELECT	100 μ F 20% 400V				
C1668	1-126-767-11	ELECT	1000 μ F 20% 16V				
C1669	1-126-768-11	ELECT	2200 μ F 20% 16V				
C1670	1-126-767-11	ELECT	1000 μ F 20% 16V				
C1672	1-161-830-00	CERAMIC	0.0047 μ F 500V				
C1673	1-100-714-11	ELECT	100 μ F 20% 400V				
					CONNECTOR		
				*	CN1602	1-580-843-11	PIN, CONNECTOR (POWER)
					CN1603	1-695-915-11	TAB (CONTACT)
					CN1604	1-695-915-11	TAB (CONTACT)
					CN1605	1-695-915-11	TAB (CONTACT)
					CN1606	1-695-915-11	TAB (CONTACT)
					CN1607	1-695-915-11	TAB (CONTACT)
				*	CN1608	1-691-960-21	PIN, CONNECTOR (PC BOARD)
				*	CN1610	1-793-923-11	CONNECTOR, DIN (PLUG) 64P
					CN1612	1-764-101-11	PIN, CONNECTOR (PC BOARD) 2P
					DIODE		
					D1600	8-719-000-08	DIODE MC2838
					D1601	8-719-948-45	DIODE ERA22-08
				\triangle	D1602	8-719-077-76	DIODE D2SB60A-F04
					D1603	8-719-000-08	DIODE MC2838
					D1604	8-719-000-08	DIODE MC2838
					D1605	8-719-000-08	DIODE MC2838
					D1606	6-500-567-31	DIODE 10ERB20-TB3
					D1607	8-719-160-65	DIODE RD16FB2
					D1608	8-719-110-08	DIODE RD8.2ESB2
					D1609	6-500-567-31	DIODE 10ERB20-TB3
					D1610	8-719-948-45	DIODE ERA22-08
					D1611	8-719-082-03	DIODE MM3Z15VT1
				\triangle	D1612	8-719-510-53	DIODE D4SB60L
					D1614	8-719-057-96	DIODE D10SC6M-4012
					D1615	8-719-979-64	DIODE UF4005/23
					D1617	6-501-223-01	DIODE S3G
					D1618	6-501-223-01	DIODE S3G
					D1621	6-500-567-31	DIODE 10ERB20-TB3
					D1622	8-719-000-08	DIODE MC2838
					D1624	8-719-510-12	DIODE D10SC4M
				\triangle	D1625	8-719-060-89	DIODE D4SBS6-F
					D1626	8-719-075-66	DIODE D5LC20U-4012
					D1627	8-719-510-12	DIODE D10SC4M
					D1628	8-719-028-45	DIODE D2L20U
					D1629	8-719-000-08	DIODE MC2838
					D1630	8-719-064-49	DIODE D4SBL40
					D1631	8-719-000-08	DIODE MC2838
					D1632	8-719-000-08	DIODE MC2838
					D1633	8-719-082-03	DIODE MM3Z15VT1
					D1634	8-719-000-08	DIODE MC2838




NOTE: The components identified by shading and \triangle mark are critical for safety. Replace only with part number specified.






NOTE: Les composants identifiés par un trame et une marque \triangle sont critiques pour la sécurité. Ne les remplacer que par une pièce portant le numéro spécifique.

REF. NO.	PART NO.	DESCRIPTION	VALUES	REF. NO.	PART NO.	DESCRIPTION	VALUES
D1635	8-719-000-08	DIODE	MC2838	PHOTO COUPLER			
FUSE				\triangle PH1600	6-600-187-01	PHOTO COUPLER	PC123Y22JOOF
\triangle F1600	1-532-506-51	FUSE	6.3A 250V	\triangle PH1601	6-600-187-01	PHOTO COUPLER	PC123Y22JOOF
FERRITE BEAD				\triangle PH1602	6-600-187-01	PHOTO COUPLER	PC123Y22JOOF
FB1602	1-410-396-41	FERRITE	0.45 μ H	TRANSISTOR			
FB1603	1-410-396-41	FERRITE	0.45 μ H	Q1600	8-729-120-28	TRANSISTOR	2SC1623-L5L6
FB1604	1-410-396-41	FERRITE	0.45 μ H	Q1601	8-729-600-22	TRANSISTOR	2SA1235-F
FUSE HOLDER				Q1602	8-729-120-28	TRANSISTOR	2SC1623-L5L6
\triangle FH1600	1-533-223-11	FUSE HOLDER	0A 0V	Q1603	6-550-882-01	TRANSISTOR 2SK3568(LBS2SONY,Q	
\triangle FH1601	1-533-223-11	FUSE HOLDER	0A 0V	Q1604	6-550-882-01	TRANSISTOR 2SK3568(LBS2SONY,Q	
SPARK GAP				Q1605	8-729-054-36	TRANSISTOR	UPA1716G-E2
GD1600	1-576-487-11	ELEMENT, SPARK		Q1606	8-729-120-28	TRANSISTOR	2SC1623-L5L6
IC				Q1607	8-729-120-28	TRANSISTOR	2SC1623-L5L6
IC1600	6-708-175-01	IC	MR4010-7103	RESISTOR			
IC1601	6-705-810-01	IC	MCZ3001DB	\triangle R1600	1-219-568-91	METAL	8.2M 5% 1/2W
IC1602	8-759-682-42	IC	MM1431ATT	R1601	1-219-759-11	METAL	1M 5% 1/2W
IC1603	6-705-464-01	IC	BA50BC0T	R1602	1-244-206-11	WIREWOUND	2.2 5% 10W
IC1604	8-759-682-42	IC	MM1431ATT	R1603	1-249-389-11	CARBON	4.7 5% 1/4W
IC1605	8-759-470-65	IC	PQ05RD1BJ00H	R1604	1-216-829-11	METAL CHIP	4.7K 5% 1/10W
IC1606	6-702-298-01	IC	KA278RA05	R1605	1-260-328-11	CARBON	1K 5% 1/2W
IC1607	8-759-470-65	IC	PQ05RD1BJ00H	R1606	1-216-829-11	METAL CHIP	4.7K 5% 1/10W
IC1608	8-759-460-00	IC	PQ09RD1BJ00H	R1607	1-216-821-11	METAL CHIP	1K 5% 1/10W
COIL				\triangle R1609	1-202-933-61	FUSIBLE	0.1 10% 1/2W
\triangle L1600	1-456-859-11	LINE FILTER COIL		R1610	1-249-389-11	CARBON	4.7 5% 1/4W
\triangle L1601	1-456-859-11	LINE FILTER COIL		R1611	1-216-829-11	METAL CHIP	4.7K 5% 1/10W
L1602	1-406-658-21	INDUCTOR	6.8 μ H	R1612	1-216-833-11	METAL CHIP	10K 5% 1/10W
L1603	1-412-525-31	INDUCTOR	10 μ H	R1613	1-216-821-11	METAL CHIP	1K 5% 1/10W
L1604	1-414-488-21	INDUCTOR	1.5 μ H	R1614	1-216-835-11	METAL CHIP	15K 5% 1/10W
L1605	1-414-488-21	INDUCTOR	1.5 μ H	R1615	1-216-833-11	METAL CHIP	10K 5% 1/10W
L1606	1-412-525-31	INDUCTOR	10 μ H	R1616	1-218-720-11	METAL CHIP	15K 0.50% 1/10W
L1607	1-406-983-11	INDUCTOR	1MH	R1617	1-216-829-11	METAL CHIP	4.7K 5% 1/10W
				R1618	1-215-865-11	METAL OXIDE	220 5% 1W
				R1619	1-216-349-00	METAL OXIDE	1 5% 1W
				R1620	1-216-828-11	METAL CHIP	3.9K 5% 1/10W
				R1621	1-216-344-00	METAL OXIDE	0.39 5% 1W
				R1622	1-218-870-11	METAL CHIP	9.1K 0.50% 1/10W
				R1623	1-218-823-11	METAL CHIP	100 0.50% 1/10W
				R1625	1-218-877-11	METAL CHIP	18K 0.50% 1/10W
				R1626	1-245-472-21	METAL	270K 1% 1/4W

NOTE: The components identified by shading and  mark are critical for safety. Replace only with part number specified.

NOTE: Les composants identifiés par un trame et une marque  sont critiques pour la sécurité. Ne les remplacer que par une pièce portant le numéro spécifique.



REF. NO.	PART NO.	DESCRIPTION	VALUES			REF. NO.	PART NO.	DESCRIPTION	VALUES		
R1627	1-245-471-21	METAL	240K	1%	1/4W	R1672	1-218-708-11	METAL CHIP	4.7K	0.50%	1/10W
R1628	1-245-471-21	METAL	240K	1%	1/4W	R1674	1-216-821-11	METAL CHIP	1K	5%	1/10W
R1629	1-245-471-21	METAL	240K	1%	1/4W	R1675	1-215-904-11	METAL OXIDE	100K	5%	2W
R1630	1-211-991-11	METAL CHIP	82	0.50%	1/10W	R1676	1-215-904-11	METAL OXIDE	100K	5%	2W
R1631	1-220-340-11	METAL CHIP	470K	5%	1/2W	R1677	1-216-833-11	METAL CHIP	10K	5%	1/10W
R1632	1-220-340-11	METAL CHIP	470K	5%	1/2W	R1679	1-218-742-11	METAL CHIP	120K	0.50%	1/10W
R1633	1-216-821-11	METAL CHIP	1K	5%	1/10W	R1680	1-218-692-11	METAL CHIP	1K	0.50%	1/10W
R1634	1-216-864-11	SHORT CHIP				R1681	1-218-692-11	METAL CHIP	1K	0.50%	1/10W
R1635	1-216-827-11	METAL CHIP	3.3K	5%	1/10W	R1682	1-202-933-61	FUSIBLE	0.1	10%	1/2W
R1636	1-249-417-11	CARBON	1K	5%	1/4W	R1683	1-216-864-11	SHORT CHIP			
R1637	1-249-393-11	CARBON	10	5%	1/4W	R1684	1-216-864-11	SHORT CHIP			
R1638	1-249-393-11	CARBON	10	5%	1/4W	R1685	1-216-864-11	SHORT CHIP			
R1639	1-202-933-61	FUSIBLE	0.1	10%	1/2W	R1686	1-216-864-11	SHORT CHIP			
R1640	1-218-708-11	METAL CHIP	4.7K	0.50%	1/10W	R1687	1-216-828-11	METAL CHIP	3.9K	5%	1/10W
R1641	1-216-832-11	METAL CHIP	8.2K	5%	1/10W	R1688	1-216-864-11	SHORT CHIP			
R1643	1-218-871-11	METAL CHIP	10K	0.50%	1/10W	R1689	1-216-864-11	SHORT CHIP			
R1644	1-218-871-11	METAL CHIP	10K	0.50%	1/10W	R1690	1-216-864-11	SHORT CHIP			
R1645	1-218-702-11	METAL CHIP	2.7K	0.50%	1/10W						
R1646	1-218-718-11	METAL CHIP	12K	0.50%	1/10W						
R1647	1-245-494-31	METAL	2.2M	2%	1/4W						
R1648	1-245-494-31	METAL	2.2M	2%	1/4W						
R1649	1-216-845-11	METAL CHIP	100K	5%	1/10W						
R1650	1-216-864-11	SHORT CHIP									
R1651	1-216-801-11	METAL CHIP	22	5%	1/10W						
R1652	1-243-979-71	METAL OXIDE	0.1	5%	2W						
R1653	1-243-979-71	METAL OXIDE	0.1	5%	2W						
R1654	1-216-817-11	METAL CHIP	470	5%	1/10W						
R1655	1-216-864-11	SHORT CHIP									
R1656	1-249-385-11	CARBON	2.2	5%	1/4W						
R1657	1-216-815-11	METAL CHIP	330	5%	1/10W						
R1659	1-216-821-11	METAL CHIP	1K	5%	1/10W						
R1661	1-216-821-11	METAL CHIP	1K	5%	1/10W						
R1662	1-216-821-11	METAL CHIP	1K	5%	1/10W						
R1663	1-260-288-11	CARBON	0.47	5%	1/2W						
R1664	1-260-288-11	CARBON	0.47	5%	1/2W						
R1666	1-216-864-11	SHORT CHIP									
R1667	1-216-821-11	METAL CHIP	1K	5%	1/10W						
R1668	1-216-833-11	METAL CHIP	10K	5%	1/10W						
R1669	1-216-349-00	METAL OXIDE	1	5%	1W						
R1671	1-218-722-11	METAL CHIP	18K	0.50%	1/10W						
						RELAY					
							RY1600	1-755-388-11	RELAY (AC POWER)		
							RY1601	1-755-388-11	RELAY (AC POWER)		
						TRANSFORMER					
							T1600	1-443-748-11	CONVERTER TRANSFORMER	(SRT)	
							T1601	1-443-747-11	CONVERTER TRANSFORMER	(PIT)	
						VARISTOR					
							VD1600	1-804-991-21	VARISTOR		
							VD1601	1-804-991-21	VARISTOR		
							VD1603	1-804-991-21	VARISTOR		

B1

REF. NO.	PART NO.	DESCRIPTION	VALUES			REF. NO.	PART NO.	DESCRIPTION	VALUES		
B1											
	* A-1109-404-A	B1 BOARD, COMPLETE									
	7-682-947-01	SCREW +PSW 3X6									
	CAPACITOR										
C3000	1-107-826-11	CERAMIC CHIP	0.1μF	10%	16V	C3037	1-107-826-11	CERAMIC CHIP	0.1μF	10%	16V
C3001	1-126-204-11	ELECT CHIP	47μF	20%	16V	C3038	1-162-964-11	CERAMIC CHIP	0.001μF	10%	50V
C3002	1-107-826-11	CERAMIC CHIP	0.1μF	10%	16V	C3039	1-107-826-11	CERAMIC CHIP	0.1μF	10%	16V
C3003	1-126-204-11	ELECT CHIP	47μF	20%	16V	C3040	1-162-916-11	CERAMIC CHIP	12pF	5%	50V
C3004	1-107-826-11	CERAMIC CHIP	0.1μF	10%	16V	C3041	1-162-916-11	CERAMIC CHIP	12pF	5%	50V
C3005	1-162-970-11	CERAMIC CHIP	0.01μF	10%	25V	C3042	1-107-826-11	CERAMIC CHIP	0.1μF	10%	16V
C3006	1-126-205-11	ELECT CHIP	47μF	20%	6.3V	C3043	1-162-964-11	CERAMIC CHIP	0.001μF	10%	50V
C3007	1-107-826-11	CERAMIC CHIP	0.1μF	10%	16V	C3044	1-107-826-11	CERAMIC CHIP	0.1μF	10%	16V
C3008	1-126-205-11	ELECT CHIP	47μF	20%	6.3V	C3045	1-107-826-11	CERAMIC CHIP	0.1μF	10%	16V
C3009	1-107-826-11	CERAMIC CHIP	0.1μF	10%	16V	C3046	1-162-918-11	CERAMIC CHIP	18pF	5%	50V
C3010	1-107-826-11	CERAMIC CHIP	0.1μF	10%	16V	C3047	1-162-917-11	CERAMIC CHIP	15pF	5%	50V
C3011	1-162-970-11	CERAMIC CHIP	0.01μF	10%	25V	C3050	1-107-826-11	CERAMIC CHIP	0.1μF	10%	16V
C3012	1-162-970-11	CERAMIC CHIP	0.01μF	10%	25V	C3052	1-162-970-11	CERAMIC CHIP	0.01μF	10%	25V
C3013	1-128-993-21	ELECT CHIP	22μF	20%	10V	C3053	1-162-970-11	CERAMIC CHIP	0.01μF	10%	25V
C3014	1-137-710-11	CERAMIC CHIP	10μF	20%	6.3V	C3056	1-162-970-11	CERAMIC CHIP	0.01μF	10%	25V
C3015	1-107-826-11	CERAMIC CHIP	0.1μF	10%	16V	C3057	1-165-908-11	CERAMIC CHIP	1μF	10%	10V
C3018	1-162-964-11	CERAMIC CHIP	0.001μF	10%	50V	C3059	1-107-826-11	CERAMIC CHIP	0.1μF	10%	16V
C3019	1-162-969-11	CERAMIC CHIP	0.0068μF	10%	25V	C3060	1-128-993-21	ELECT CHIP	22μF	20%	10V
C3020	1-162-970-11	CERAMIC CHIP	0.01μF	10%	25V	C3061	1-162-970-11	CERAMIC CHIP	0.01μF	10%	25V
C3021	1-110-563-11	CERAMIC CHIP	0.068μF	10%	16V	C3062	1-162-970-11	CERAMIC CHIP	0.01μF	10%	25V
C3022	1-107-826-11	CERAMIC CHIP	0.1μF	10%	16V	C3063	1-162-970-11	CERAMIC CHIP	0.01μF	10%	25V
C3023	1-162-964-11	CERAMIC CHIP	0.001μF	10%	50V	C3064	1-126-206-11	ELECT CHIP	100μF	20%	6.3V
C3024	1-162-969-11	CERAMIC CHIP	0.0068μF	10%	25V	C3065	1-117-681-11	ELECT CHIP	100μF	20%	16V
C3025	1-162-970-11	CERAMIC CHIP	0.01μF	10%	25V	C3066	1-117-681-11	ELECT CHIP	100μF	20%	16V
C3026	1-107-826-11	CERAMIC CHIP	0.1μF	10%	16V	C3067	1-107-826-11	CERAMIC CHIP	0.1μF	10%	16V
C3027	1-110-563-11	CERAMIC CHIP	0.068μF	10%	16V	C3068	1-107-826-11	CERAMIC CHIP	0.1μF	10%	16V
C3028	1-162-964-11	CERAMIC CHIP	0.001μF	10%	50V	C3069	1-107-826-11	CERAMIC CHIP	0.1μF	10%	16V
C3029	1-162-969-11	CERAMIC CHIP	0.0068μF	10%	25V	C3077	1-107-826-11	CERAMIC CHIP	0.1μF	10%	16V
C3030	1-162-970-11	CERAMIC CHIP	0.01μF	10%	25V	C3078	1-107-826-11	CERAMIC CHIP	0.1μF	10%	16V
C3031	1-110-563-11	CERAMIC CHIP	0.068μF	10%	16V	C3200	1-162-970-11	CERAMIC CHIP	0.01μF	10%	25V
C3032	1-107-826-11	CERAMIC CHIP	0.1μF	10%	16V	C3201	1-126-206-11	ELECT CHIP	100μF	20%	6.3V
C3033	1-107-826-11	CERAMIC CHIP	0.1μF	10%	16V	C3202	1-126-206-11	ELECT CHIP	100μF	20%	6.3V
C3034	1-162-926-11	CERAMIC CHIP	82pF	5%	50V	C3203	1-107-826-11	CERAMIC CHIP	0.1μF	10%	16V
C3035	1-117-681-11	ELECT CHIP	100μF	20%	16V	C3204	1-162-970-11	CERAMIC CHIP	0.01μF	10%	25V
C3036	1-162-970-11	CERAMIC CHIP	0.01μF	10%	25V	C3205	1-162-970-11	CERAMIC CHIP	0.01μF	10%	25V
						C3206	1-162-970-11	CERAMIC CHIP	0.01μF	10%	25V
						C3207	1-162-970-11	CERAMIC CHIP	0.01μF	10%	25V
						C3209	1-162-970-11	CERAMIC CHIP	0.01μF	10%	25V
						C3210	1-162-970-11	CERAMIC CHIP	0.01μF	10%	25V
						C3211	1-162-970-11	CERAMIC CHIP	0.01μF	10%	25V

B1

REF. NO.	PART NO.	DESCRIPTION	VALUES			REF. NO.	PART NO.	DESCRIPTION	VALUES		
C3212	1-162-970-11	CERAMIC CHIP	0.01μF	10%	25V	C3255	1-107-826-11	CERAMIC CHIP	0.1μF	10%	16V
C3213	1-162-970-11	CERAMIC CHIP	0.01μF	10%	25V	C3256	1-162-970-11	CERAMIC CHIP	0.01μF	10%	25V
C3214	1-137-710-11	CERAMIC CHIP	10μF	20%	6.3V	C3257	1-126-205-11	ELECT CHIP	47μF	20%	6.3V
C3215	1-162-970-11	CERAMIC CHIP	0.01μF	10%	25V	C3258	1-165-908-11	CERAMIC CHIP	1μF	10%	10V
C3216	1-165-908-11	CERAMIC CHIP	1μF	10%	10V	C3259	1-162-970-11	CERAMIC CHIP	0.01μF	10%	25V
C3217	1-107-826-11	CERAMIC CHIP	0.1μF	10%	16V	C3260	1-162-970-11	CERAMIC CHIP	0.01μF	10%	25V
C3218	1-137-710-11	CERAMIC CHIP	10μF	20%	6.3V	C3261	1-107-826-11	CERAMIC CHIP	0.1μF	10%	16V
C3219	1-165-908-11	CERAMIC CHIP	1μF	10%	10V	C3263	1-162-970-11	CERAMIC CHIP	0.01μF	10%	25V
C3220	1-107-826-11	CERAMIC CHIP	0.1μF	10%	16V	C3264	1-107-826-11	CERAMIC CHIP	0.1μF	10%	16V
C3221	1-107-826-11	CERAMIC CHIP	0.1μF	10%	16V	C3265	1-165-908-11	CERAMIC CHIP	1μF	10%	10V
C3222	1-107-826-11	CERAMIC CHIP	0.1μF	10%	16V	C3266	1-162-968-11	CERAMIC CHIP	0.0047μF	10%	50V
C3223	1-162-970-11	CERAMIC CHIP	0.01μF	10%	25V	C3269	1-117-681-11	ELECT CHIP	100μF	20%	16V
C3224	1-124-779-00	ELECT CHIP	10μF	20%	16V	C3271	1-107-826-11	CERAMIC CHIP	0.1μF	10%	16V
C3225	1-107-826-11	CERAMIC CHIP	0.1μF	10%	16V	C3272	1-128-993-21	ELECT CHIP	22μF	20%	10V
C3226	1-126-206-11	ELECT CHIP	100μF	20%	6.3V	C3273	1-128-993-21	ELECT CHIP	22μF	20%	10V
C3227	1-107-826-11	CERAMIC CHIP	0.1μF	10%	16V	C3274	1-128-993-21	ELECT CHIP	22μF	20%	10V
C3228	1-107-826-11	CERAMIC CHIP	0.1μF	10%	16V	C3277	1-126-206-11	ELECT CHIP	100μF	20%	6.3V
C3229	1-107-826-11	CERAMIC CHIP	0.1μF	10%	16V	C3280	1-162-970-11	CERAMIC CHIP	0.01μF	10%	25V
C3230	1-126-206-11	ELECT CHIP	100μF	20%	6.3V	C3281	1-162-970-11	CERAMIC CHIP	0.01μF	10%	25V
C3231	1-107-826-11	CERAMIC CHIP	0.1μF	10%	16V	C3282	1-165-908-11	CERAMIC CHIP	1μF	10%	10V
C3232	1-107-826-11	CERAMIC CHIP	0.1μF	10%	16V	C3283	1-165-908-11	CERAMIC CHIP	1μF	10%	10V
C3233	1-165-908-11	CERAMIC CHIP	1μF	10%	10V	C3284	1-165-908-11	CERAMIC CHIP	1μF	10%	10V
C3234	1-126-206-11	ELECT CHIP	100μF	20%	6.3V	C3285	1-165-908-11	CERAMIC CHIP	1μF	10%	10V
C3235	1-162-970-11	CERAMIC CHIP	0.01μF	10%	25V	C3286	1-165-908-11	CERAMIC CHIP	1μF	10%	10V
C3236	1-137-710-11	CERAMIC CHIP	10μF	20%	6.3V	C3287	1-165-908-11	CERAMIC CHIP	1μF	10%	10V
C3237	1-137-710-11	CERAMIC CHIP	10μF	20%	6.3V	C3288	1-165-908-11	CERAMIC CHIP	1μF	10%	10V
C3238	1-107-826-11	CERAMIC CHIP	0.1μF	10%	16V	C3289	1-124-779-00	ELECT CHIP	10μF	20%	16V
C3239	1-107-826-11	CERAMIC CHIP	0.1μF	10%	16V	C3290	1-124-779-00	ELECT CHIP	10μF	20%	16V
C3240	1-107-826-11	CERAMIC CHIP	0.1μF	10%	16V	C3291	1-124-779-00	ELECT CHIP	10μF	20%	16V
C3241	1-107-826-11	CERAMIC CHIP	0.1μF	10%	16V	C3292	1-124-779-00	ELECT CHIP	10μF	20%	16V
C3242	1-107-826-11	CERAMIC CHIP	0.1μF	10%	16V	C3293	1-124-779-00	ELECT CHIP	10μF	20%	16V
C3243	1-126-205-11	ELECT CHIP	47μF	20%	6.3V	C3294	1-124-779-00	ELECT CHIP	10μF	20%	16V
C3246	1-162-970-11	CERAMIC CHIP	0.01μF	10%	25V	C3295	1-107-826-11	CERAMIC CHIP	0.1μF	10%	16V
C3247	1-126-206-11	ELECT CHIP	100μF	20%	6.3V	C3296	1-107-826-11	CERAMIC CHIP	0.1μF	10%	16V
C3248	1-126-206-11	ELECT CHIP	100μF	20%	6.3V	C3297	1-107-826-11	CERAMIC CHIP	0.1μF	10%	16V
C3249	1-162-970-11	CERAMIC CHIP	0.01μF	10%	25V	C3298	1-107-826-11	CERAMIC CHIP	0.1μF	10%	16V
C3250	1-162-970-11	CERAMIC CHIP	0.01μF	10%	25V	C3299	1-107-826-11	CERAMIC CHIP	0.1μF	10%	16V
C3251	1-162-970-11	CERAMIC CHIP	0.01μF	10%	25V	C3300	1-107-826-11	CERAMIC CHIP	0.1μF	10%	16V
C3252	1-162-970-11	CERAMIC CHIP	0.01μF	10%	25V	C3301	1-126-206-11	ELECT CHIP	100μF	20%	6.3V
C3253	1-162-970-11	CERAMIC CHIP	0.01μF	10%	25V	C3302	1-126-206-11	ELECT CHIP	100μF	20%	6.3V

B1

REF. NO.	PART NO.	DESCRIPTION	VALUES			REF. NO.	PART NO.	DESCRIPTION	VALUES		
C3304	1-126-206-11	ELECT CHIP	100μF	20%	6.3V	C3429	1-162-970-11	CERAMIC CHIP	0.01μF	10%	25V
C3306	1-126-206-11	ELECT CHIP	100μF	20%	6.3V	C3430	1-162-970-11	CERAMIC CHIP	0.01μF	10%	25V
C3307	1-107-826-11	CERAMIC CHIP	0.1μF	10%	16V	C3431	1-162-970-11	CERAMIC CHIP	0.01μF	10%	25V
C3309	1-126-206-11	ELECT CHIP	100μF	20%	6.3V	C3432	1-107-826-11	CERAMIC CHIP	0.1μF	10%	16V
C3311	1-126-206-11	ELECT CHIP	100μF	20%	6.3V	C3433	1-107-826-11	CERAMIC CHIP	0.1μF	10%	16V
C3312	1-107-826-11	CERAMIC CHIP	0.1μF	10%	16V	C3434	1-162-970-11	CERAMIC CHIP	0.01μF	10%	25V
C3313	1-107-826-11	CERAMIC CHIP	0.1μF	10%	16V	C3435	1-107-826-11	CERAMIC CHIP	0.1μF	10%	16V
C3314	1-162-917-11	CERAMIC CHIP	15pF	5%	50V	C3436	1-100-507-91	CERAMIC CHIP	4.7μF	20%	6.3V
C3315	1-162-964-11	CERAMIC CHIP	0.001μF	10%	50V	C3437	1-137-710-11	CERAMIC CHIP	10μF	20%	6.3V
C3316	1-162-917-11	CERAMIC CHIP	15pF	5%	50V	C3438	1-107-826-11	CERAMIC CHIP	0.1μF	10%	16V
C3317	1-162-964-11	CERAMIC CHIP	0.001μF	10%	50V	C3439	1-107-826-11	CERAMIC CHIP	0.1μF	10%	16V
C3319	1-162-970-11	CERAMIC CHIP	0.01μF	10%	25V	C3440	1-107-826-11	CERAMIC CHIP	0.1μF	10%	16V
C3320	1-107-826-11	CERAMIC CHIP	0.1μF	10%	16V	C3441	1-162-970-11	CERAMIC CHIP	0.01μF	10%	25V
C3321	1-126-206-11	ELECT CHIP	100μF	20%	6.3V	C3442	1-107-826-11	CERAMIC CHIP	0.1μF	10%	16V
C3322	1-162-970-11	CERAMIC CHIP	0.01μF	10%	25V	C3443	1-107-826-11	CERAMIC CHIP	0.1μF	10%	16V
C3326	1-162-924-11	CERAMIC CHIP	56pF	5%	50V	C3444	1-137-710-11	CERAMIC CHIP	10μF	20%	6.3V
C3401	1-162-970-11	CERAMIC CHIP	0.01μF	10%	25V	C3445	1-107-826-11	CERAMIC CHIP	0.1μF	10%	16V
C3402	1-126-205-11	ELECT CHIP	47μF	20%	6.3V	C3446	1-107-826-11	CERAMIC CHIP	0.1μF	10%	16V
C3403	1-164-230-11	CERAMIC CHIP	220pF	5%	50V	C3447	1-107-826-11	CERAMIC CHIP	0.1μF	10%	16V
C3404	1-162-970-11	CERAMIC CHIP	0.01μF	10%	25V	C3448	1-162-970-11	CERAMIC CHIP	0.01μF	10%	25V
C3405	1-164-230-11	CERAMIC CHIP	220pF	5%	50V	C3449	1-162-970-11	CERAMIC CHIP	0.01μF	10%	25V
C3406	1-107-826-11	CERAMIC CHIP	0.1μF	10%	16V	C3450	1-162-970-11	CERAMIC CHIP	0.01μF	10%	25V
C3407	1-100-507-91	CERAMIC CHIP	4.7μF	20%	6.3V	C3451	1-162-970-11	CERAMIC CHIP	0.01μF	10%	25V
C3408	1-100-507-91	CERAMIC CHIP	4.7μF	20%	6.3V	C3452	1-162-970-11	CERAMIC CHIP	0.01μF	10%	25V
C3409	1-107-826-11	CERAMIC CHIP	0.1μF	10%	16V	C3453	1-162-970-11	CERAMIC CHIP	0.01μF	10%	25V
C3410	1-107-826-11	CERAMIC CHIP	0.1μF	10%	16V	C3454	1-162-970-11	CERAMIC CHIP	0.01μF	10%	25V
C3411	1-162-970-11	CERAMIC CHIP	0.01μF	10%	25V	C3455	1-162-970-11	CERAMIC CHIP	0.01μF	10%	25V
C3412	1-162-970-11	CERAMIC CHIP	0.01μF	10%	25V	C3456	1-162-970-11	CERAMIC CHIP	0.01μF	10%	25V
C3413	1-162-970-11	CERAMIC CHIP	0.01μF	10%	25V	C3457	1-126-206-11	ELECT CHIP	100μF	20%	6.3V
C3414	1-126-205-11	ELECT CHIP	47μF	20%	6.3V	C3458	1-162-970-11	CERAMIC CHIP	0.01μF	10%	25V
C3415	1-162-970-11	CERAMIC CHIP	0.01μF	10%	25V	C3459	1-162-970-11	CERAMIC CHIP	0.01μF	10%	25V
C3416	1-162-970-11	CERAMIC CHIP	0.01μF	10%	25V	C3460	1-162-970-11	CERAMIC CHIP	0.01μF	10%	25V
C3417	1-162-970-11	CERAMIC CHIP	0.01μF	10%	25V	C3464	1-125-837-91	CERAMIC CHIP	1μF	10%	6.3V
C3418	1-162-970-11	CERAMIC CHIP	0.01μF	10%	25V	C3465	1-107-826-11	CERAMIC CHIP	0.1μF	10%	16V
C3421	1-126-205-11	ELECT CHIP	47μF	20%	6.3V	C3466	1-100-507-91	CERAMIC CHIP	4.7μF	20%	6.3V
C3424	1-162-970-11	CERAMIC CHIP	0.01μF	10%	25V	C3467	1-107-826-11	CERAMIC CHIP	0.1μF	10%	16V
C3425	1-162-970-11	CERAMIC CHIP	0.01μF	10%	25V	C3468	1-162-970-11	CERAMIC CHIP	0.01μF	10%	25V
C3426	1-162-970-11	CERAMIC CHIP	0.01μF	10%	25V	C3469	1-162-970-11	CERAMIC CHIP	0.01μF	10%	25V
C3427	1-126-206-11	ELECT CHIP	100μF	20%	6.3V	C3470	1-162-970-11	CERAMIC CHIP	0.01μF	10%	25V
C3428	1-162-970-11	CERAMIC CHIP	0.01μF	10%	25V	C3471	1-162-970-11	CERAMIC CHIP	0.01μF	10%	25V

B1

REF. NO.	PART NO.	DESCRIPTION	VALUES			REF. NO.	PART NO.	DESCRIPTION	VALUES		
C3473	1-162-970-11	CERAMIC CHIP	0.01μF	10%	25V	C3519	1-162-970-11	CERAMIC CHIP	0.01μF	10%	25V
C3474	1-162-970-11	CERAMIC CHIP	0.01μF	10%	25V	C3520	1-162-970-11	CERAMIC CHIP	0.01μF	10%	25V
C3475	1-107-826-11	CERAMIC CHIP	0.1μF	10%	16V	C3521	1-162-970-11	CERAMIC CHIP	0.01μF	10%	25V
C3476	1-107-826-11	CERAMIC CHIP	0.1μF	10%	16V	C3522	1-162-970-11	CERAMIC CHIP	0.01μF	10%	25V
C3477	1-107-826-11	CERAMIC CHIP	0.1μF	10%	16V	C3523	1-162-970-11	CERAMIC CHIP	0.01μF	10%	25V
C3478	1-107-826-11	CERAMIC CHIP	0.1μF	10%	16V	C3524	1-162-970-11	CERAMIC CHIP	0.01μF	10%	25V
C3479	1-107-826-11	CERAMIC CHIP	0.1μF	10%	16V	C3525	1-162-970-11	CERAMIC CHIP	0.01μF	10%	25V
C3480	1-100-507-91	CERAMIC CHIP	4.7μF	20%	6.3V	C3526	1-162-970-11	CERAMIC CHIP	0.01μF	10%	25V
C3481	1-100-507-91	CERAMIC CHIP	4.7μF	20%	6.3V	C3527	1-162-970-11	CERAMIC CHIP	0.01μF	10%	25V
C3482	1-162-917-11	CERAMIC CHIP	15pF	5%	50V	C3528	1-162-970-11	CERAMIC CHIP	0.01μF	10%	25V
C3483	1-162-917-11	CERAMIC CHIP	15pF	5%	50V	C3529	1-162-970-11	CERAMIC CHIP	0.01μF	10%	25V
C3484	1-137-710-11	CERAMIC CHIP	10μF	20%	6.3V	C3530	1-126-205-11	ELECT CHIP	47μF	20%	6.3V
C3485	1-162-970-11	CERAMIC CHIP	0.01μF	10%	25V	C3531	1-126-205-11	ELECT CHIP	47μF	20%	6.3V
C3486	1-162-970-11	CERAMIC CHIP	0.01μF	10%	25V	C3537	1-107-826-11	CERAMIC CHIP	0.1μF	10%	16V
C3487	1-162-970-11	CERAMIC CHIP	0.01μF	10%	25V	C3538	1-137-710-11	CERAMIC CHIP	10μF	20%	6.3V
C3488	1-162-970-11	CERAMIC CHIP	0.01μF	10%	25V	C3539	1-107-826-11	CERAMIC CHIP	0.1μF	10%	16V
C3489	1-162-970-11	CERAMIC CHIP	0.01μF	10%	25V	C3540	1-162-970-11	CERAMIC CHIP	0.01μF	10%	25V
C3490	1-162-970-11	CERAMIC CHIP	0.01μF	10%	25V	C3541	1-162-964-11	CERAMIC CHIP	0.001μF	10%	50V
C3491	1-162-970-11	CERAMIC CHIP	0.01μF	10%	25V	C3542	1-137-710-11	CERAMIC CHIP	10μF	20%	6.3V
C3492	1-126-206-11	ELECT CHIP	100μF	20%	6.3V	C3543	1-107-826-11	CERAMIC CHIP	0.1μF	10%	16V
C3493	1-162-916-11	CERAMIC CHIP	12pF	5%	50V	C3544	1-162-964-11	CERAMIC CHIP	0.001μF	10%	50V
C3500	1-162-970-11	CERAMIC CHIP	0.01μF	10%	25V	C3545	1-162-970-11	CERAMIC CHIP	0.01μF	10%	25V
C3501	1-162-970-11	CERAMIC CHIP	0.01μF	10%	25V	C3546	1-107-826-11	CERAMIC CHIP	0.1μF	10%	16V
C3502	1-162-970-11	CERAMIC CHIP	0.01μF	10%	25V	C3547	1-107-826-11	CERAMIC CHIP	0.1μF	10%	16V
C3503	1-162-970-11	CERAMIC CHIP	0.01μF	10%	25V	C3548	1-107-826-11	CERAMIC CHIP	0.1μF	10%	16V
C3504	1-162-970-11	CERAMIC CHIP	0.01μF	10%	25V	C3549	1-162-964-11	CERAMIC CHIP	0.001μF	10%	50V
C3505	1-162-970-11	CERAMIC CHIP	0.01μF	10%	25V	C3550	1-107-826-11	CERAMIC CHIP	0.1μF	10%	16V
C3506	1-162-970-11	CERAMIC CHIP	0.01μF	10%	25V	C3551	1-107-826-11	CERAMIC CHIP	0.1μF	10%	16V
C3507	1-162-970-11	CERAMIC CHIP	0.01μF	10%	25V	C3552	1-107-826-11	CERAMIC CHIP	0.1μF	10%	16V
C3508	1-107-826-11	CERAMIC CHIP	0.1μF	10%	16V	C3553	1-162-970-11	CERAMIC CHIP	0.01μF	10%	25V
C3509	1-162-970-11	CERAMIC CHIP	0.01μF	10%	25V	C3554	1-107-826-11	CERAMIC CHIP	0.1μF	10%	16V
C3510	1-162-970-11	CERAMIC CHIP	0.01μF	10%	25V	C3555	1-107-826-11	CERAMIC CHIP	0.1μF	10%	16V
C3511	1-162-970-11	CERAMIC CHIP	0.01μF	10%	25V	C3556	1-137-710-11	CERAMIC CHIP	10μF	20%	6.3V
C3512	1-162-970-11	CERAMIC CHIP	0.01μF	10%	25V	C3557	1-162-964-11	CERAMIC CHIP	0.001μF	10%	50V
C3513	1-162-970-11	CERAMIC CHIP	0.01μF	10%	25V	C3558	1-162-970-11	CERAMIC CHIP	0.01μF	10%	25V
C3514	1-162-970-11	CERAMIC CHIP	0.01μF	10%	25V	C3559	1-107-826-11	CERAMIC CHIP	0.1μF	10%	16V
C3515	1-162-970-11	CERAMIC CHIP	0.01μF	10%	25V	C3560	1-137-710-11	CERAMIC CHIP	10μF	20%	6.3V
C3516	1-162-970-11	CERAMIC CHIP	0.01μF	10%	25V	C3561	1-162-964-11	CERAMIC CHIP	0.001μF	10%	50V
C3517	1-162-970-11	CERAMIC CHIP	0.01μF	10%	25V	C3562	1-162-970-11	CERAMIC CHIP	0.01μF	10%	25V
C3518	1-162-970-11	CERAMIC CHIP	0.01μF	10%	25V	C3563	1-107-826-11	CERAMIC CHIP	0.1μF	10%	16V

B1

REF. NO.	PART NO.	DESCRIPTION	VALUES			REF. NO.	PART NO.	DESCRIPTION	VALUES		
C3564	1-137-710-11	CERAMIC CHIP	10μF	20%	6.3V	C3630	1-162-964-11	CERAMIC CHIP	0.001μF	10%	50V
C3565	1-137-710-11	CERAMIC CHIP	10μF	20%	6.3V	C3631	1-162-915-11	CERAMIC CHIP	10pF	0.50pF	50V
C3566	1-107-826-11	CERAMIC CHIP	0.1μF	10%	16V	C3632	1-162-964-11	CERAMIC CHIP	0.001μF	10%	50V
C3567	1-162-970-11	CERAMIC CHIP	0.01μF	10%	25V	C3633	1-162-915-11	CERAMIC CHIP	10pF	0.50pF	50V
C3568	1-162-964-11	CERAMIC CHIP	0.001μF	10%	50V	C3634	1-162-964-11	CERAMIC CHIP	0.001μF	10%	50V
C3569	1-162-968-11	CERAMIC CHIP	0.0047μF	10%	50V	C3635	1-162-964-11	CERAMIC CHIP	0.001μF	10%	50V
C3570	1-162-970-11	CERAMIC CHIP	0.01μF	10%	25V	C3636	1-162-964-11	CERAMIC CHIP	0.001μF	10%	50V
C3571	1-126-206-11	ELECT CHIP	100μF	20%	6.3V	C3637	1-162-964-11	CERAMIC CHIP	0.001μF	10%	50V
C3572	1-162-970-11	CERAMIC CHIP	0.01μF	10%	25V	C3638	1-162-964-11	CERAMIC CHIP	0.001μF	10%	50V
C3573	1-126-206-11	ELECT CHIP	100μF	20%	6.3V	C3639	1-162-964-11	CERAMIC CHIP	0.001μF	10%	50V
C3600	1-162-970-11	CERAMIC CHIP	0.01μF	10%	25V	C3640	1-107-826-11	CERAMIC CHIP	0.1μF	10%	16V
C3601	1-126-206-11	ELECT CHIP	100μF	20%	6.3V	C3641	1-107-826-11	CERAMIC CHIP	0.1μF	10%	16V
C3602	1-107-826-11	CERAMIC CHIP	0.1μF	10%	16V	C3642	1-126-394-11	ELECT CHIP	10μF	20%	16V
C3603	1-126-394-11	ELECT CHIP	10μF	20%	16V	C3643	1-107-826-11	CERAMIC CHIP	0.1μF	10%	16V
C3604	1-126-394-11	ELECT CHIP	10μF	20%	16V	C3644	1-107-826-11	CERAMIC CHIP	0.1μF	10%	16V
C3605	1-128-993-21	ELECT CHIP	22μF	20%	10V	C3645	1-162-964-11	CERAMIC CHIP	0.001μF	10%	50V
C3606	1-162-970-11	CERAMIC CHIP	0.01μF	10%	25V	C3646	1-162-964-11	CERAMIC CHIP	0.001μF	10%	50V
C3607	1-162-970-11	CERAMIC CHIP	0.01μF	10%	25V	C3647	1-162-964-11	CERAMIC CHIP	0.001μF	10%	50V
C3608	1-128-993-21	ELECT CHIP	22μF	20%	10V	C3648	1-162-964-11	CERAMIC CHIP	0.001μF	10%	50V
C3609	1-107-826-11	CERAMIC CHIP	0.1μF	10%	16V	C3649	1-126-394-11	ELECT CHIP	10μF	20%	16V
C3610	1-128-993-21	ELECT CHIP	22μF	20%	10V	C3650	1-162-964-11	CERAMIC CHIP	0.001μF	10%	50V
C3611	1-107-826-11	CERAMIC CHIP	0.1μF	10%	16V	C3651	1-107-826-11	CERAMIC CHIP	0.1μF	10%	16V
C3612	1-126-394-11	ELECT CHIP	10μF	20%	16V	C3652	1-107-826-11	CERAMIC CHIP	0.1μF	10%	16V
C3613	1-100-152-91	CERAMIC CHIP	100pF	5%	100V	C3653	1-126-394-11	ELECT CHIP	10μF	20%	16V
C3614	1-107-826-11	CERAMIC CHIP	0.1μF	10%	16V	C3654	1-126-394-11	ELECT CHIP	10μF	20%	16V
C3615	1-162-964-11	CERAMIC CHIP	0.001μF	10%	50V	C3655	1-162-966-11	CERAMIC CHIP	0.0022μF	10%	50V
C3616	1-126-394-11	ELECT CHIP	10μF	20%	16V	C3656	1-126-394-11	ELECT CHIP	10μF	20%	16V
C3617	1-162-964-11	CERAMIC CHIP	0.001μF	10%	50V	C3657	1-107-826-11	CERAMIC CHIP	0.1μF	10%	16V
C3618	1-107-826-11	CERAMIC CHIP	0.1μF	10%	16V	C3658	1-162-966-11	CERAMIC CHIP	0.0022μF	10%	50V
C3619	1-107-826-11	CERAMIC CHIP	0.1μF	10%	16V	C3659	1-164-230-11	CERAMIC CHIP	220pF	5%	50V
C3620	1-162-964-11	CERAMIC CHIP	0.001μF	10%	50V	C3660	1-126-394-11	ELECT CHIP	10μF	20%	16V
C3621	1-162-964-11	CERAMIC CHIP	0.001μF	10%	50V	C3661	1-162-966-11	CERAMIC CHIP	0.0022μF	10%	50V
C3622	1-162-964-11	CERAMIC CHIP	0.001μF	10%	50V	C3662	1-162-966-11	CERAMIC CHIP	0.0022μF	10%	50V
C3623	1-162-964-11	CERAMIC CHIP	0.001μF	10%	50V	C3663	1-162-966-11	CERAMIC CHIP	0.0022μF	10%	50V
C3624	1-162-964-11	CERAMIC CHIP	0.001μF	10%	50V	C3664	1-107-826-11	CERAMIC CHIP	0.1μF	10%	16V
C3625	1-126-394-11	ELECT CHIP	10μF	20%	16V	C3665	1-164-230-11	CERAMIC CHIP	220pF	5%	50V
C3626	1-107-826-11	CERAMIC CHIP	0.1μF	10%	16V	C3666	1-162-966-11	CERAMIC CHIP	0.0022μF	10%	50V
C3627	1-100-152-91	CERAMIC CHIP	100pF	5%	100V	C3667	1-162-970-11	CERAMIC CHIP	0.01μF	10%	25V
C3628	1-162-964-11	CERAMIC CHIP	0.001μF	10%	50V	C3668	1-126-394-11	ELECT CHIP	10μF	20%	16V
C3629	1-162-964-11	CERAMIC CHIP	0.001μF	10%	50V	C3669	1-164-505-11	CERAMIC CHIP	2.2μF		16V

REF. NO.	PART NO.	DESCRIPTION	VALUES			REF. NO.	PART NO.	DESCRIPTION	VALUES
C3670	1-162-916-11	CERAMIC CHIP	12pF	5%	50V	FILTER			
C3671	1-162-916-11	CERAMIC CHIP	12pF	5%	50V	FL3000	1-234-177-21	FERRITE	0μH
C3672	1-107-826-11	CERAMIC CHIP	0.1μF	10%	16V	FL3001	1-234-177-21	FERRITE	0μH
C3674	1-126-394-11	ELECT CHIP	10μF	20%	16V	FL3002	1-234-177-21	FERRITE	0μH
C3675	1-126-394-11	ELECT CHIP	10μF	20%	16V	FL3200	1-234-177-21	FERRITE	0μH
C3676	1-162-970-11	CERAMIC CHIP	0.01μF	10%	25V	FL3201	1-234-177-21	FERRITE	0μH
CONNECTOR						FL3202	1-234-177-21	FERRITE	0μH
*	CN3000	1-691-551-11	PIN, CONNECTOR (SMD)	8P		FL3203	1-234-560-21	FILTER, LOW PASS	
	CN3001	1-779-331-11	CONNECTOR, FFC/FPC	14P		FL3204	1-234-560-21	FILTER, LOW PASS	
	CN3004	1-794-087-11	CONNECTOR, BOARD TO BOARD	19P		FL3205	1-234-177-21	FERRITE	0μH
*	CN3500	1-818-562-21	CONNECTOR (RECEPTACLE)	17P		FL3206	1-234-177-21	FERRITE	0μH
*	CN3501	1-818-562-21	CONNECTOR (RECEPTACLE)	17P		FL3400	1-234-177-21	FERRITE	0μH
	CN3600	1-818-812-12	HDMI CONNECOTOR			FL3500	1-234-177-21	FERRITE	0μH
	CN3601	1-817-068-21	CONNECTOR	9P		FL3600	1-234-177-21	FERRITE	0μH
						FL3605	1-234-177-21	FERRITE	0μH
DIODE						IC			
D3003	8-719-000-07	DIODE	MC2836			IC3000	6-704-879-01	IC	NJU7223DL1-25
D3004	8-719-000-08	DIODE	MC2838			IC3001	8-759-695-94	IC	TAR5S33(TE85R)
D3005	8-719-000-07	DIODE	MC2836			IC3002	6-805-698-01	IC	MB91F318BPMT-G-106E1
D3006	8-719-000-08	DIODE	MC2838			IC3003	6-801-402-01	IC	BD4729GTR
D3007	8-719-081-97	DIODE	MMDL914T1			IC3004	6-801-402-01	IC	BD4729GTR
D3008	8-719-069-55	DIODE	UDZSTE-175.6B			IC3005	6-704-067-01	IC	M24128-BWMN6T(A)
D3601	8-719-977-28	DIODE	DTZ10B			IC3201	8-759-581-11	IC	NJM2125F(TE2)
D3602	8-719-977-28	DIODE	DTZ10B			IC3202	8-753-236-03	IC	CXD3807AGB
D3603	8-719-404-50	DIODE	MA111-TX			IC3203	6-705-403-01	IC	PQ070XZ01ZPH
D3604	8-719-404-50	DIODE	MA111-TX			IC3204	6-706-873-01	IC	MT48LC4M16A2P-75:G
D3605	6-500-137-01	DIODE	BAT54HT1			IC3205	8-759-680-92	IC	MAX4018EEE-TG068
FERRITE BEAD						IC3206	6-701-680-01	IC	PST3629NR
FB3400	1-400-180-21	INDUCTOR	0μH			IC3208	6-706-892-01	IC	SM5302AS-G-ET
FB3401	1-400-180-21	INDUCTOR	0μH			IC3209	6-706-892-01	IC	SM5302AS-G-ET
FB3600	1-414-235-22	FERRITE	0μH			IC3306	6-707-044-01	IC	CYISM560BSXT
FB3601	1-414-235-22	FERRITE	0μH			IC3400	6-705-403-01	IC	PQ070XZ01ZPH
FB3602	1-414-235-22	FERRITE	0μH			IC3402	8-759-833-72	IC	NJM2870F25-TE2
FB3603	1-414-235-22	FERRITE	0μH			IC3403	8-759-833-72	IC	NJM2870F25-TE2
FB3604	1-414-235-22	FERRITE	0μH			IC3404	6-705-983-01	IC	IS42S32200B-6TL-TR
FB3605	1-414-235-22	FERRITE	0μH			IC3500	6-702-973-01	IC	CXD9690Q
FB3606	1-414-235-22	FERRITE	0μH			IC3502	6-704-519-01	IC	THC63LVD103
FB3607	1-414-229-11	FERRITE	0μH			IC3503	8-759-677-29	IC	TC74LVX125FT(EL)
FB3608	1-414-229-11	FERRITE	0μH			IC3504	6-704-632-01	IC	THC63LVD104A
						IC3505	6-701-680-01	IC	PST3629NR
						IC3506	6-705-403-01	IC	PQ070XZ01ZPH

B1

REF. NO.	PART NO.	DESCRIPTION	VALUES	REF. NO.	PART NO.	DESCRIPTION	VALUES
IC3600	6-705-403-01	IC	PQ070XZ01ZPH	L3214	1-469-549-21	INDUCTOR	1µH
IC3601	8-759-695-94	IC	TAR5S33(TE85R)	L3215	1-469-555-21	INDUCTOR	10µH
IC3602	6-704-001-01	IC	BR24L02F-WE2	L3400	1-469-555-21	INDUCTOR	10µH
IC3603	6-550-014-01	TRANSISTOR	SSM6N15FU(TE85R)	L3401	1-469-555-21	INDUCTOR	10µH
IC3604	6-708-170-01	IC	SI19011CLU	L3402	1-469-549-21	INDUCTOR	1µH
IC3605	6-704-819-01	IC	CS4335-KSZR	L3403	1-412-026-11	INDUCTOR	1µH
IC3606	8-759-331-71	IC	NJM4558E(TE2)	L3404	1-469-549-21	INDUCTOR	1µH
IC3607	6-805-690-01	IC	MB95F118SPMT-G-9001E1	L3406	1-469-549-21	INDUCTOR	1µH
IC3608	6-703-042-01	IC	CD4052BNSR	L3407	1-469-555-21	INDUCTOR	10µH
IC3609	6-801-402-01	IC	BD4729GTR	L3408	1-469-555-21	INDUCTOR	10µH
IC3610	6-501-243-01	DIODE	CM1214-01SO	L3409	1-469-549-21	INDUCTOR	1µH
IC3611	6-501-243-01	DIODE	CM1214-01SO	L3500	1-469-555-21	INDUCTOR	10µH
IC3612	6-501-244-01	DIODE	CM1214-02MR	L3502	1-412-029-11	INDUCTOR	10µH
IC3613	6-501-244-01	DIODE	CM1214-02MR	L3504	1-469-549-21	INDUCTOR	1µH
IC3614	6-501-244-01	DIODE	CM1214-02MR	L3506	1-469-555-21	INDUCTOR	10µH
				L3507	1-469-555-21	INDUCTOR	10µH
				L3508	1-469-555-21	INDUCTOR	10µH
				L3509	1-469-555-21	INDUCTOR	10µH
JACK				L3600	1-469-549-21	INDUCTOR	1µH
J3600	1-816-459-11	JACK, PIN	2P	L3601	1-416-948-21	INDUCTOR	10µH
				<u>TRANSISTOR</u>			
L3000	1-469-555-21	INDUCTOR	10µH	Q3000	8-729-120-28	TRANSISTOR	2SC1623-L5L6
L3001	1-469-555-21	INDUCTOR	10µH	Q3001	8-729-600-22	TRANSISTOR	2SA1235-F
L3002	1-469-555-21	INDUCTOR	10µH	Q3002	8-729-600-22	TRANSISTOR	2SA1235-F
L3003	1-469-555-21	INDUCTOR	10µH	Q3005	8-729-028-28	TRANSISTOR	2SK2036(TE85L)
L3004	1-469-555-21	INDUCTOR	10µH	Q3007	8-729-120-28	TRANSISTOR	2SC1623-L5L6
L3005	1-469-555-21	INDUCTOR	10µH	Q3009	8-729-028-28	TRANSISTOR	2SK2036(TE85L)
L3200	1-469-549-21	INDUCTOR	1µH	Q3010	8-729-120-28	TRANSISTOR	2SC1623-L5L6
L3201	1-469-549-21	INDUCTOR	1µH	Q3011	8-729-600-22	TRANSISTOR	2SA1235-F
L3202	1-469-549-21	INDUCTOR	1µH	Q3012	8-729-120-28	TRANSISTOR	2SC1623-L5L6
L3203	1-469-549-21	INDUCTOR	1µH	Q3013	8-729-600-22	TRANSISTOR	2SA1235-F
L3204	1-469-549-21	INDUCTOR	1µH	Q3014	8-729-120-28	TRANSISTOR	2SC1623-L5L6
L3205	1-469-549-21	INDUCTOR	1µH	Q3015	8-729-120-28	TRANSISTOR	2SC1623-L5L6
L3206	1-469-549-21	INDUCTOR	1µH	Q3016	8-729-120-28	TRANSISTOR	2SC1623-L5L6
L3207	1-469-549-21	INDUCTOR	1µH	Q3017	8-729-120-28	TRANSISTOR	2SC1623-L5L6
L3208	1-469-549-21	INDUCTOR	1µH	Q3201	8-729-120-28	TRANSISTOR	2SC1623-L5L6
L3209	1-469-549-21	INDUCTOR	1µH	Q3202	8-729-122-63	TRANSISTOR	2SA1226-E4
L3210	1-469-555-21	INDUCTOR	10µH	Q3203	8-729-122-63	TRANSISTOR	2SA1226-E4
L3211	1-469-549-21	INDUCTOR	1µH	Q3204	8-729-122-63	TRANSISTOR	2SA1226-E4
L3212	1-412-029-11	INDUCTOR	10µH	Q3205	8-729-122-63	TRANSISTOR	2SA1226-E4
L3213	1-412-029-11	INDUCTOR	10µH	Q3207	8-729-122-63	TRANSISTOR	2SA1226-E4

B1

REF. NO.	PART NO.	DESCRIPTION	VALUES	REF. NO.	PART NO.	DESCRIPTION	VALUES
Q3208	8-729-122-63	TRANSISTOR	2SA1226-E4	R3028	1-216-823-11	METAL CHIP	1.5K 5% 1/10W
Q3209	8-729-122-63	TRANSISTOR	2SA1226-E4	R3029	1-216-805-11	METAL CHIP	47 5% 1/10W
Q3210	6-550-304-01	TRANSISTOR	2SC5477-T122-1	R3031	1-216-805-11	METAL CHIP	47 5% 1/10W
Q3211	6-550-304-01	TRANSISTOR	2SC5477-T122-1	R3032	1-216-809-11	METAL CHIP	100 5% 1/10W
Q3212	6-550-304-01	TRANSISTOR	2SC5477-T122-1	R3033	1-216-809-11	METAL CHIP	100 5% 1/10W
Q3213	6-550-304-01	TRANSISTOR	2SC5477-T122-1	R3034	1-216-805-11	METAL CHIP	47 5% 1/10W
Q3214	6-550-304-01	TRANSISTOR	2SC5477-T122-1	R3035	1-216-845-11	METAL CHIP	100K 5% 1/10W
Q3215	8-729-122-63	TRANSISTOR	2SA1226-E4	R3036	1-216-841-11	METAL CHIP	47K 5% 1/10W
Q3216	8-729-122-63	TRANSISTOR	2SA1226-E4	R3038	1-216-809-11	METAL CHIP	100 5% 1/10W
Q3217	8-729-122-63	TRANSISTOR	2SA1226-E4	R3039	1-216-809-11	METAL CHIP	100 5% 1/10W
Q3218	8-729-122-63	TRANSISTOR	2SA1226-E4	R3040	1-216-864-11	SHORT CHIP	
Q3219	6-550-304-01	TRANSISTOR	2SC5477-T122-1	R3041	1-216-805-11	METAL CHIP	47 5% 1/10W
Q3220	6-550-304-01	TRANSISTOR	2SC5477-T122-1	R3042	1-216-809-11	METAL CHIP	100 5% 1/10W
Q3221	6-550-304-01	TRANSISTOR	2SC5477-T122-1	R3044	1-216-864-11	SHORT CHIP	
Q3222	8-729-122-63	TRANSISTOR	2SA1226-E4	R3045	1-216-809-11	METAL CHIP	100 5% 1/10W
Q3223	6-550-304-01	TRANSISTOR	2SC5477-T122-1	R3048	1-216-813-11	METAL CHIP	220 5% 1/10W
Q3224	8-729-122-63	TRANSISTOR	2SA1226-E4	R3049	1-218-694-11	METAL CHIP	1.2K 0.50% 1/10W
Q3600	8-729-120-28	TRANSISTOR	2SC1623-L5L6	R3050	1-216-821-11	METAL CHIP	1K 5% 1/10W
Q3601	8-729-120-28	TRANSISTOR	2SC1623-L5L6	R3051	1-216-809-11	METAL CHIP	100 5% 1/10W
Q3602	8-729-120-28	TRANSISTOR	2SC1623-L5L6	R3052	1-216-864-11	SHORT CHIP	
Q3603	8-729-120-28	TRANSISTOR	2SC1623-L5L6	R3055	1-216-813-11	METAL CHIP	220 5% 1/10W
Q3604	8-729-120-28	TRANSISTOR	2SC1623-L5L6	R3056	1-218-694-11	METAL CHIP	1.2K 0.50% 1/10W
Q3605	8-729-120-28	TRANSISTOR	2SC1623-L5L6	R3057	1-216-821-11	METAL CHIP	1K 5% 1/10W
Q3606	8-729-120-28	TRANSISTOR	2SC1623-L5L6	R3058	1-216-821-11	METAL CHIP	1K 5% 1/10W
Q3607	8-729-120-28	TRANSISTOR	2SC1623-L5L6	R3059	1-216-864-11	SHORT CHIP	
Q3608	8-729-120-28	TRANSISTOR	2SC1623-L5L6	R3060	1-216-821-11	METAL CHIP	1K 5% 1/10W
Q3609	8-729-120-28	TRANSISTOR	2SC1623-L5L6	R3063	1-216-813-11	METAL CHIP	220 5% 1/10W
				R3064	1-218-694-11	METAL CHIP	1.2K 0.50% 1/10W
				R3065	1-216-821-11	METAL CHIP	1K 5% 1/10W
				R3066	1-216-857-11	METAL CHIP	1M 5% 1/10W
	RESISTOR			R3067	1-216-805-11	METAL CHIP	47 5% 1/10W
R3002	1-216-853-11	METAL CHIP	470K 5% 1/10W	R3068	1-216-825-11	METAL CHIP	2.2K 5% 1/10W
R3003	1-216-841-11	METAL CHIP	47K 5% 1/10W	R3069	1-216-805-11	METAL CHIP	47 5% 1/10W
R3006	1-216-809-11	METAL CHIP	100 5% 1/10W	R3070	1-216-835-11	METAL CHIP	15K 5% 1/10W
R3007	1-218-668-11	METAL CHIP	100 0.50% 1/10W	R3071	1-216-797-11	METAL CHIP	10 5% 1/10W
R3011	1-216-833-11	METAL CHIP	10K 5% 1/10W	R3072	1-216-842-11	METAL CHIP	56K 5% 1/10W
R3012	1-216-801-11	METAL CHIP	22 5% 1/10W	R3073	1-216-797-11	METAL CHIP	10 5% 1/10W
R3021	1-216-833-11	METAL CHIP	10K 5% 1/10W	R3074	1-216-797-11	METAL CHIP	10 5% 1/10W
R3022	1-216-821-11	METAL CHIP	1K 5% 1/10W	R3075	1-216-797-11	METAL CHIP	10 5% 1/10W
R3024	1-216-809-11	METAL CHIP	100 5% 1/10W	R3076	1-216-829-11	METAL CHIP	4.7K 5% 1/10W
R3025	1-216-809-11	METAL CHIP	100 5% 1/10W				

B1

REF. NO.	PART NO.	DESCRIPTION	VALUES			REF. NO.	PART NO.	DESCRIPTION	VALUES		
R3077	1-216-797-11	METAL CHIP	10	5%	1/10W	R3130	1-216-805-11	METAL CHIP	47	5%	1/10W
R3078	1-216-797-11	METAL CHIP	10	5%	1/10W	R3131	1-216-809-11	METAL CHIP	100	5%	1/10W
R3079	1-216-864-11	SHORT CHIP				R3132	1-216-805-11	METAL CHIP	47	5%	1/10W
R3080	1-216-809-11	METAL CHIP	100	5%	1/10W	R3133	1-216-805-11	METAL CHIP	47	5%	1/10W
R3081	1-216-825-11	METAL CHIP	2.2K	5%	1/10W	R3134	1-216-809-11	METAL CHIP	100	5%	1/10W
R3082	1-216-833-11	METAL CHIP	10K	5%	1/10W	R3135	1-216-864-11	SHORT CHIP			
R3086	1-216-805-11	METAL CHIP	47	5%	1/10W	R3136	1-216-861-11	METAL CHIP	2.2M	5%	1/10W
R3087	1-216-805-11	METAL CHIP	47	5%	1/10W	R3137	1-216-805-11	METAL CHIP	47	5%	1/10W
R3088	1-216-864-11	SHORT CHIP				R3138	1-216-805-11	METAL CHIP	47	5%	1/10W
R3089	1-216-864-11	SHORT CHIP				R3139	1-216-833-11	METAL CHIP	10K	5%	1/10W
R3090	1-216-805-11	METAL CHIP	47	5%	1/10W	R3140	1-216-805-11	METAL CHIP	47	5%	1/10W
R3091	1-216-829-11	METAL CHIP	4.7K	5%	1/10W	R3141	1-216-817-11	METAL CHIP	470	5%	1/10W
R3092	1-216-821-11	METAL CHIP	1K	5%	1/10W	R3142	1-216-805-11	METAL CHIP	47	5%	1/10W
R3094	1-216-851-11	METAL CHIP	330K	5%	1/10W	R3143	1-216-833-11	METAL CHIP	10K	5%	1/10W
R3095	1-216-821-11	METAL CHIP	1K	5%	1/10W	R3145	1-216-833-11	METAL CHIP	10K	5%	1/10W
R3097	1-219-570-11	METAL CHIP	10M	5%	1/10W	R3146	1-216-833-11	METAL CHIP	10K	5%	1/10W
R3098	1-216-809-11	METAL CHIP	100	5%	1/10W	R3147	1-216-833-11	METAL CHIP	10K	5%	1/10W
R3102	1-216-833-11	METAL CHIP	10K	5%	1/10W	R3150	1-216-833-11	METAL CHIP	10K	5%	1/10W
R3104	1-216-809-11	METAL CHIP	100	5%	1/10W	R3151	1-216-841-11	METAL CHIP	47K	5%	1/10W
R3105	1-216-809-11	METAL CHIP	100	5%	1/10W	R3152	1-216-817-11	METAL CHIP	470	5%	1/10W
R3106	1-216-833-11	METAL CHIP	10K	5%	1/10W	R3153	1-216-825-11	METAL CHIP	2.2K	5%	1/10W
R3108	1-216-805-11	METAL CHIP	47	5%	1/10W	R3154	1-216-864-11	SHORT CHIP			
R3110	1-216-833-11	METAL CHIP	10K	5%	1/10W	R3155	1-216-833-11	METAL CHIP	10K	5%	1/10W
R3111	1-216-809-11	METAL CHIP	100	5%	1/10W	R3156	1-216-829-11	METAL CHIP	4.7K	5%	1/10W
R3112	1-216-809-11	METAL CHIP	100	5%	1/10W	R3157	1-216-864-11	SHORT CHIP			
R3113	1-216-805-11	METAL CHIP	47	5%	1/10W	R3158	1-216-837-11	METAL CHIP	22K	5%	1/10W
R3114	1-216-809-11	METAL CHIP	100	5%	1/10W	R3159	1-216-864-11	SHORT CHIP			
R3115	1-216-809-11	METAL CHIP	100	5%	1/10W	R3160	1-216-864-11	SHORT CHIP			
R3116	1-216-809-11	METAL CHIP	100	5%	1/10W	R3161	1-216-833-11	METAL CHIP	10K	5%	1/10W
R3117	1-216-833-11	METAL CHIP	10K	5%	1/10W	R3162	1-216-833-11	METAL CHIP	10K	5%	1/10W
R3119	1-216-809-11	METAL CHIP	100	5%	1/10W	R3163	1-216-837-11	METAL CHIP	22K	5%	1/10W
R3120	1-216-833-11	METAL CHIP	10K	5%	1/10W	R3164	1-216-833-11	METAL CHIP	10K	5%	1/10W
R3121	1-216-809-11	METAL CHIP	100	5%	1/10W	R3165	1-216-833-11	METAL CHIP	10K	5%	1/10W
R3122	1-216-805-11	METAL CHIP	47	5%	1/10W	R3166	1-216-839-11	METAL CHIP	33K	5%	1/10W
R3123	1-216-805-11	METAL CHIP	47	5%	1/10W	R3167	1-216-833-11	METAL CHIP	10K	5%	1/10W
R3125	1-216-805-11	METAL CHIP	47	5%	1/10W	R3168	1-216-824-11	METAL CHIP	1.8K	5%	1/10W
R3126	1-216-805-11	METAL CHIP	47	5%	1/10W	R3169	1-216-833-11	METAL CHIP	10K	5%	1/10W
R3127	1-216-805-11	METAL CHIP	47	5%	1/10W	R3170	1-216-824-11	METAL CHIP	1.8K	5%	1/10W
R3128	1-216-805-11	METAL CHIP	47	5%	1/10W	R3171	1-216-833-11	METAL CHIP	10K	5%	1/10W
R3129	1-216-805-11	METAL CHIP	47	5%	1/10W	R3173	1-216-833-11	METAL CHIP	10K	5%	1/10W

B1

REF. NO.	PART NO.	DESCRIPTION	VALUES			REF. NO.	PART NO.	DESCRIPTION	VALUES		
R3174	1-216-837-11	METAL CHIP	22K	5%	1/10W	R3229	1-216-805-11	METAL CHIP	47	5%	1/10W
R3175	1-216-864-11	SHORT CHIP				R3230	1-216-864-11	SHORT CHIP			
R3176	1-216-841-11	METAL CHIP	47K	5%	1/10W	R3231	1-216-833-11	METAL CHIP	10K	5%	1/10W
R3177	1-216-864-11	SHORT CHIP				R3232	1-216-864-11	SHORT CHIP			
R3178	1-216-864-11	SHORT CHIP				R3233	1-216-805-11	METAL CHIP	47	5%	1/10W
R3179	1-216-841-11	METAL CHIP	47K	5%	1/10W	R3234	1-216-805-11	METAL CHIP	47	5%	1/10W
R3180	1-216-845-11	METAL CHIP	100K	5%	1/10W	R3235	1-216-805-11	METAL CHIP	47	5%	1/10W
R3181	1-216-809-11	METAL CHIP	100	5%	1/10W	R3236	1-216-864-11	SHORT CHIP			
R3182	1-216-296-11	SHORT CHIP				R3237	1-216-864-11	SHORT CHIP			
R3183	1-216-296-11	SHORT CHIP				R3238	1-216-864-11	SHORT CHIP			
R3184	1-216-296-11	SHORT CHIP				R3239	1-216-864-11	SHORT CHIP			
R3185	1-216-833-11	METAL CHIP	10K	5%	1/10W	R3240	1-216-833-11	METAL CHIP	10K	5%	1/10W
R3186	1-216-833-11	METAL CHIP	10K	5%	1/10W	R3241	1-216-864-11	SHORT CHIP			
R3189	1-216-829-11	METAL CHIP	4.7K	5%	1/10W	R3242	1-216-864-11	SHORT CHIP			
R3190	1-216-829-11	METAL CHIP	4.7K	5%	1/10W	R3243	1-216-864-11	SHORT CHIP			
R3191	1-216-809-11	METAL CHIP	100	5%	1/10W	R3244	1-216-864-11	SHORT CHIP			
R3192	1-216-864-11	SHORT CHIP				R3245	1-218-708-11	METAL CHIP	4.7K	0.50%	1/10W
R3193	1-216-864-11	SHORT CHIP				R3247	1-216-833-11	METAL CHIP	10K	5%	1/10W
R3194	1-216-864-11	SHORT CHIP				R3248	1-218-658-11	METAL CHIP	39	0.50%	1/10W
R3195	1-216-864-11	SHORT CHIP				R3249	1-216-797-11	METAL CHIP	10	5%	1/10W
R3205	1-216-826-11	METAL CHIP	2.7K	5%	1/10W	R3250	1-218-676-11	METAL CHIP	220	0.50%	1/10W
R3206	1-216-864-11	SHORT CHIP				R3251	1-218-708-11	METAL CHIP	4.7K	0.50%	1/10W
R3207	1-218-692-11	METAL CHIP	1K	0.50%	1/10W	R3260	1-218-692-11	METAL CHIP	1K	0.50%	1/10W
R3208	1-218-709-11	METAL CHIP	5.1K	0.50%	1/10W	R3261	1-218-684-11	METAL CHIP	470	0.50%	1/10W
R3209	1-216-833-11	METAL CHIP	10K	5%	1/10W	R3263	1-216-811-11	METAL CHIP	150	5%	1/10W
R3210	1-216-864-11	SHORT CHIP				R3264	1-216-811-11	METAL CHIP	150	5%	1/10W
R3213	1-216-864-11	SHORT CHIP				R3265	1-216-815-11	METAL CHIP	330	5%	1/10W
R3214	1-216-864-11	SHORT CHIP				R3266	1-216-815-11	METAL CHIP	330	5%	1/10W
R3215	1-216-833-11	METAL CHIP	10K	5%	1/10W	R3267	1-218-675-11	METAL CHIP	200	0.50%	1/10W
R3217	1-216-864-11	SHORT CHIP				R3268	1-218-675-11	METAL CHIP	200	0.50%	1/10W
R3218	1-216-797-11	METAL CHIP	10	5%	1/10W	R3269	1-216-809-11	METAL CHIP	100	5%	1/10W
R3219	1-216-797-11	METAL CHIP	10	5%	1/10W	R3270	1-218-675-11	METAL CHIP	200	0.50%	1/10W
R3220	1-216-797-11	METAL CHIP	10	5%	1/10W	R3271	1-218-675-11	METAL CHIP	200	0.50%	1/10W
R3221	1-216-801-11	METAL CHIP	22	5%	1/10W	R3272	1-216-821-11	METAL CHIP	1K	5%	1/10W
R3222	1-216-864-11	SHORT CHIP				R3273	1-216-821-11	METAL CHIP	1K	5%	1/10W
R3223	1-216-826-11	METAL CHIP	2.7K	5%	1/10W	R3274	1-216-864-11	SHORT CHIP			
R3224	1-218-708-11	METAL CHIP	4.7K	0.50%	1/10W	R3275	1-216-864-11	SHORT CHIP			
R3225	1-218-676-11	METAL CHIP	220	0.50%	1/10W	R3277	1-216-797-11	METAL CHIP	10	5%	1/10W
R3226	1-218-708-11	METAL CHIP	4.7K	0.50%	1/10W	R3279	1-218-694-11	METAL CHIP	1.2K	0.50%	1/10W
R3228	1-216-805-11	METAL CHIP	47	5%	1/10W	R3280	1-216-864-11	SHORT CHIP			



REF. NO.	PART NO.	DESCRIPTION	VALUES			REF. NO.	PART NO.	DESCRIPTION	VALUES		
R3283	1-216-833-11	METAL CHIP	10K	5%	1/10W	R3337	1-218-666-11	METAL CHIP	82	0.50%	1/10W
R3284	1-218-688-11	METAL CHIP	680	0.50%	1/10W	R3338	1-216-797-11	METAL CHIP	10	5%	1/10W
R3285	1-218-698-11	METAL CHIP	1.8K	0.50%	1/10W	R3339	1-216-797-11	METAL CHIP	10	5%	1/10W
R3286	1-216-864-11	SHORT CHIP				R3340	1-216-797-11	METAL CHIP	10	5%	1/10W
R3288	1-216-839-11	METAL CHIP	33K	5%	1/10W	R3341	1-216-797-11	METAL CHIP	10	5%	1/10W
R3291	1-218-698-11	METAL CHIP	1.8K	0.50%	1/10W	R3342	1-216-797-11	METAL CHIP	10	5%	1/10W
R3292	1-216-864-11	SHORT CHIP				R3343	1-216-821-11	METAL CHIP	1K	5%	1/10W
R3293	1-218-688-11	METAL CHIP	680	0.50%	1/10W	R3344	1-216-821-11	METAL CHIP	1K	5%	1/10W
R3294	1-218-694-11	METAL CHIP	1.2K	0.50%	1/10W	R3345	1-216-821-11	METAL CHIP	1K	5%	1/10W
R3298	1-216-805-11	METAL CHIP	47	5%	1/10W	R3346	1-216-821-11	METAL CHIP	1K	5%	1/10W
R3299	1-216-805-11	METAL CHIP	47	5%	1/10W	R3347	1-216-817-11	METAL CHIP	470	5%	1/10W
R3300	1-216-823-11	METAL CHIP	1.5K	5%	1/10W	R3348	1-216-864-11	SHORT CHIP			
R3303	1-216-864-11	SHORT CHIP				R3349	1-216-864-11	SHORT CHIP			
R3304	1-218-656-11	METAL CHIP	33	0.50%	1/10W	R3350	1-216-797-11	METAL CHIP	10	5%	1/10W
R3305	1-218-696-11	METAL CHIP	1.5K	0.50%	1/10W	R3351	1-216-797-11	METAL CHIP	10	5%	1/10W
R3308	1-216-805-11	METAL CHIP	47	5%	1/10W	R3352	1-218-698-11	METAL CHIP	1.8K	0.50%	1/10W
R3309	1-218-676-11	METAL CHIP	220	0.50%	1/10W	R3354	1-216-797-11	METAL CHIP	10	5%	1/10W
R3311	1-218-680-11	METAL CHIP	330	0.50%	1/10W	R3355	1-216-797-11	METAL CHIP	10	5%	1/10W
R3312	1-218-692-11	METAL CHIP	1K	0.50%	1/10W	R3356	1-218-698-11	METAL CHIP	1.8K	0.50%	1/10W
R3313	1-216-805-11	METAL CHIP	47	5%	1/10W	R3365	1-216-825-11	METAL CHIP	2.2K	5%	1/10W
R3314	1-216-805-11	METAL CHIP	47	5%	1/10W	R3366	1-216-823-11	METAL CHIP	1.5K	5%	1/10W
R3315	1-216-805-11	METAL CHIP	47	5%	1/10W	R3367	1-216-809-11	METAL CHIP	100	5%	1/10W
R3316	1-216-805-11	METAL CHIP	47	5%	1/10W	R3368	1-216-827-11	METAL CHIP	3.3K	5%	1/10W
R3317	1-216-805-11	METAL CHIP	47	5%	1/10W	R3369	1-216-825-11	METAL CHIP	2.2K	5%	1/10W
R3318	1-218-682-11	METAL CHIP	390	0.50%	1/10W	R3370	1-216-809-11	METAL CHIP	100	5%	1/10W
R3319	1-218-684-11	METAL CHIP	470	0.50%	1/10W	R3371	1-216-825-11	METAL CHIP	2.2K	5%	1/10W
R3320	1-218-682-11	METAL CHIP	390	0.50%	1/10W	R3372	1-216-825-11	METAL CHIP	2.2K	5%	1/10W
R3321	1-218-684-11	METAL CHIP	470	0.50%	1/10W	R3374	1-216-864-11	SHORT CHIP			
R3322	1-218-692-11	METAL CHIP	1K	0.50%	1/10W	R3375	1-216-817-11	METAL CHIP	470	5%	1/10W
R3323	1-218-668-11	METAL CHIP	100	0.50%	1/10W	R3376	1-216-827-11	METAL CHIP	3.3K	5%	1/10W
R3324	1-218-692-11	METAL CHIP	1K	0.50%	1/10W	R3378	1-218-867-11	METAL CHIP	6.8K	0.50%	1/10W
R3325	1-218-668-11	METAL CHIP	100	0.50%	1/10W	R3379	1-216-864-11	SHORT CHIP			
R3326	1-218-682-11	METAL CHIP	390	0.50%	1/10W	R3382	1-216-805-11	METAL CHIP	47	5%	1/10W
R3327	1-218-664-11	METAL CHIP	68	0.50%	1/10W	R3383	1-216-817-11	METAL CHIP	470	5%	1/10W
R3329	1-218-684-11	METAL CHIP	470	0.50%	1/10W	R3384	1-216-817-11	METAL CHIP	470	5%	1/10W
R3331	1-218-684-11	METAL CHIP	470	0.50%	1/10W	R3385	1-216-817-11	METAL CHIP	470	5%	1/10W
R3332	1-218-688-11	METAL CHIP	680	0.50%	1/10W	R3386	1-216-813-11	METAL CHIP	220	5%	1/10W
R3333	1-218-688-11	METAL CHIP	680	0.50%	1/10W	R3387	1-216-864-11	SHORT CHIP			
R3334	1-218-688-11	METAL CHIP	680	0.50%	1/10W	R3390	1-216-864-11	SHORT CHIP			
R3335	1-218-688-11	METAL CHIP	680	0.50%	1/10W	R3391	1-216-864-11	SHORT CHIP			



REF. NO.	PART NO.	DESCRIPTION	VALUES			REF. NO.	PART NO.	DESCRIPTION	VALUES		
R3400	1-218-847-11	METAL CHIP	1K	0.50%	1/10W	R3526	1-216-801-11	METAL CHIP	22	5%	1/10W
R3401	1-218-684-11	METAL CHIP	470	0.50%	1/10W	R3530	1-216-864-11	SHORT CHIP			
R3403	1-216-809-11	METAL CHIP	100	5%	1/10W	R3531	1-216-809-11	METAL CHIP	100	5%	1/10W
R3404	1-216-809-11	METAL CHIP	100	5%	1/10W	R3532	1-216-864-11	SHORT CHIP			
R3405	1-216-837-11	METAL CHIP	22K	5%	1/10W	R3533	1-216-801-11	METAL CHIP	22	5%	1/10W
R3406	1-216-833-11	METAL CHIP	10K	5%	1/10W	R3534	1-216-801-11	METAL CHIP	22	5%	1/10W
R3407	1-216-864-11	SHORT CHIP				R3535	1-216-864-11	SHORT CHIP			
R3409	1-216-864-11	SHORT CHIP				R3537	1-216-801-11	METAL CHIP	22	5%	1/10W
R3411	1-216-805-11	METAL CHIP	47	5%	1/10W	R3538	1-216-809-11	METAL CHIP	100	5%	1/10W
R3412	1-216-864-11	SHORT CHIP				R3539	1-216-801-11	METAL CHIP	22	5%	1/10W
R3413	1-216-864-11	SHORT CHIP				R3540	1-216-864-11	SHORT CHIP			
R3414	1-216-809-11	METAL CHIP	100	5%	1/10W	R3541	1-216-845-11	METAL CHIP	100K	5%	1/10W
R3416	1-216-864-11	SHORT CHIP				R3542	1-216-809-11	METAL CHIP	100	5%	1/10W
R3417	1-216-864-11	SHORT CHIP				R3543	1-216-809-11	METAL CHIP	100	5%	1/10W
R3418	1-218-854-11	METAL CHIP	2K	0.50%	1/10W	R3544	1-216-845-11	METAL CHIP	100K	5%	1/10W
R3419	1-216-803-11	METAL CHIP	33	5%	1/10W	R3546	1-216-801-11	METAL CHIP	22	5%	1/10W
R3420	1-216-803-11	METAL CHIP	33	5%	1/10W	R3547	1-216-833-11	METAL CHIP	10K	5%	1/10W
R3421	1-216-803-11	METAL CHIP	33	5%	1/10W	R3548	1-216-864-11	SHORT CHIP			
R3422	1-218-849-11	METAL CHIP	1.2K	0.50%	1/10W	R3549	1-216-864-11	SHORT CHIP			
R3423	1-218-859-11	METAL CHIP	3.3K	0.50%	1/10W	R3550	1-216-864-11	SHORT CHIP			
R3424	1-216-864-11	SHORT CHIP				R3551	1-218-668-11	METAL CHIP	100	0.50%	1/10W
R3425	1-216-864-11	SHORT CHIP				R3552	1-218-668-11	METAL CHIP	100	0.50%	1/10W
R3427	1-218-829-11	METAL CHIP	180	0.50%	1/10W	R3553	1-218-668-11	METAL CHIP	100	0.50%	1/10W
R3428	1-216-811-11	METAL CHIP	150	5%	1/10W	R3554	1-218-668-11	METAL CHIP	100	0.50%	1/10W
R3429	1-216-811-11	METAL CHIP	150	5%	1/10W	R3555	1-218-668-11	METAL CHIP	100	0.50%	1/10W
R3430	1-216-811-11	METAL CHIP	150	5%	1/10W	R3556	1-218-668-11	METAL CHIP	100	0.50%	1/10W
R3431	1-216-851-11	METAL CHIP	330K	5%	1/10W	R3559	1-218-692-11	METAL CHIP	1K	0.50%	1/10W
R3432	1-216-813-11	METAL CHIP	220	5%	1/10W	R3560	1-218-692-11	METAL CHIP	1K	0.50%	1/10W
R3500	1-216-833-11	METAL CHIP	10K	5%	1/10W	R3562	1-216-864-11	SHORT CHIP			
R3501	1-216-801-11	METAL CHIP	22	5%	1/10W	R3563	1-216-864-11	SHORT CHIP			
R3503	1-216-821-11	METAL CHIP	1K	5%	1/10W	R3564	1-216-864-11	SHORT CHIP			
R3506	1-216-864-11	SHORT CHIP				R3565	1-216-864-11	SHORT CHIP			
R3507	1-216-801-11	METAL CHIP	22	5%	1/10W	R3566	1-216-864-11	SHORT CHIP			
R3508	1-216-801-11	METAL CHIP	22	5%	1/10W	R3600	1-216-845-11	METAL CHIP	100K	5%	1/10W
R3516	1-216-805-11	METAL CHIP	47	5%	1/10W	R3601	1-218-644-11	METAL CHIP	10	0.50%	1/10W
R3517	1-216-805-11	METAL CHIP	47	5%	1/10W	R3602	1-216-845-11	METAL CHIP	100K	5%	1/10W
R3518	1-216-805-11	METAL CHIP	47	5%	1/10W	R3603	1-216-821-11	METAL CHIP	1K	5%	1/10W
R3519	1-216-805-11	METAL CHIP	47	5%	1/10W	R3605	1-218-692-11	METAL CHIP	1K	0.50%	1/10W
R3521	1-216-805-11	METAL CHIP	47	5%	1/10W	R3606	1-218-684-11	METAL CHIP	470	0.50%	1/10W
R3522	1-216-803-11	METAL CHIP	33	5%	1/10W	R3607	1-216-853-11	METAL CHIP	470K	5%	1/10W

B1

REF. NO.	PART NO.	DESCRIPTION	VALUES			REF. NO.	PART NO.	DESCRIPTION	VALUES		
R3609	1-216-833-11	METAL CHIP	10K	5%	1/10W	R3656	1-216-809-11	METAL CHIP	100	5%	1/10W
R3610	1-216-864-11	SHORT CHIP				R3657	1-218-686-11	METAL CHIP	560	0.50%	1/10W
R3612	1-216-809-11	METAL CHIP	100	5%	1/10W	R3658	1-216-829-11	METAL CHIP	4.7K	5%	1/10W
R3613	1-218-706-11	METAL CHIP	3.9K	0.50%	1/10W	R3659	1-218-694-11	METAL CHIP	1.2K	0.50%	1/10W
R3614	1-216-809-11	METAL CHIP	100	5%	1/10W	R3660	1-216-833-11	METAL CHIP	10K	5%	1/10W
R3615	1-216-809-11	METAL CHIP	100	5%	1/10W	R3662	1-218-716-11	METAL CHIP	10K	0.50%	1/10W
R3616	1-218-706-11	METAL CHIP	3.9K	0.50%	1/10W	R3663	1-216-837-11	METAL CHIP	22K	5%	1/10W
R3617	1-216-864-11	SHORT CHIP				R3664	1-216-845-11	METAL CHIP	100K	5%	1/10W
R3618	1-218-706-11	METAL CHIP	3.9K	0.50%	1/10W	R3666	1-216-809-11	METAL CHIP	100	5%	1/10W
R3619	1-218-706-11	METAL CHIP	3.9K	0.50%	1/10W	R3667	1-216-841-11	METAL CHIP	47K	5%	1/10W
R3622	1-216-864-11	SHORT CHIP				R3668	1-218-686-11	METAL CHIP	560	0.50%	1/10W
R3623	1-216-864-11	SHORT CHIP				R3669	1-216-809-11	METAL CHIP	100	5%	1/10W
R3624	1-216-864-11	SHORT CHIP				R3670	1-216-809-11	METAL CHIP	100	5%	1/10W
R3625	1-218-706-11	METAL CHIP	3.9K	0.50%	1/10W	R3672	1-216-845-11	METAL CHIP	100K	5%	1/10W
R3626	1-216-864-11	SHORT CHIP				R3673	1-216-864-11	SHORT CHIP			
R3627	1-216-857-11	METAL CHIP	1M	5%	1/10W	R3674	1-216-809-11	METAL CHIP	100	5%	1/10W
R3628	1-216-803-11	METAL CHIP	33	5%	1/10W	R3675	1-216-809-11	METAL CHIP	100	5%	1/10W
R3629	1-216-809-11	METAL CHIP	100	5%	1/10W	R3676	1-216-829-11	METAL CHIP	4.7K	5%	1/10W
R3630	1-216-809-11	METAL CHIP	100	5%	1/10W	R3677	1-216-817-11	METAL CHIP	470	5%	1/10W
R3631	1-216-809-11	METAL CHIP	100	5%	1/10W	R3678	1-216-817-11	METAL CHIP	470	5%	1/10W
R3632	1-216-833-11	METAL CHIP	10K	5%	1/10W	R3680	1-216-845-11	METAL CHIP	100K	5%	1/10W
R3633	1-216-829-11	METAL CHIP	4.7K	5%	1/10W	R3681	1-216-837-11	METAL CHIP	22K	5%	1/10W
R3634	1-216-825-11	METAL CHIP	2.2K	5%	1/10W	R3682	1-216-864-11	SHORT CHIP			
R3635	1-216-850-11	METAL CHIP	270K	5%	1/10W	R3683	1-216-837-11	METAL CHIP	22K	5%	1/10W
R3636	1-216-821-11	METAL CHIP	1K	5%	1/10W	R3684	1-216-809-11	METAL CHIP	100	5%	1/10W
R3637	1-216-821-11	METAL CHIP	1K	5%	1/10W	R3694	1-216-837-11	METAL CHIP	22K	5%	1/10W
R3638	1-216-833-11	METAL CHIP	10K	5%	1/10W	R3696	1-216-839-11	METAL CHIP	33K	5%	1/10W
R3639	1-216-809-11	METAL CHIP	100	5%	1/10W	R3697	1-216-835-11	METAL CHIP	15K	5%	1/10W
R3640	1-216-821-11	METAL CHIP	1K	5%	1/10W	R3698	1-216-864-11	SHORT CHIP			
R3643	1-216-829-11	METAL CHIP	4.7K	5%	1/10W	R3699	1-216-864-11	SHORT CHIP			
R3645	1-216-809-11	METAL CHIP	100	5%	1/10W	R3700	1-216-864-11	SHORT CHIP			
R3646	1-216-809-11	METAL CHIP	100	5%	1/10W	R3701	1-216-864-11	SHORT CHIP			
R3647	1-216-809-11	METAL CHIP	100	5%	1/10W	R3702	1-216-864-11	SHORT CHIP			
R3649	1-216-833-11	METAL CHIP	10K	5%	1/10W	R3703	1-216-864-11	SHORT CHIP			
R3650	1-218-694-11	METAL CHIP	1.2K	0.50%	1/10W	R3704	1-216-864-11	SHORT CHIP			
R3651	1-216-833-11	METAL CHIP	10K	5%	1/10W	R3705	1-216-864-11	SHORT CHIP			
R3652	1-218-716-11	METAL CHIP	10K	0.50%	1/10W	R3706	1-216-864-11	SHORT CHIP			
R3653	1-216-850-11	METAL CHIP	270K	5%	1/10W	R3707	1-216-864-11	SHORT CHIP			
R3654	1-216-845-11	METAL CHIP	100K	5%	1/10W	R3708	1-216-864-11	SHORT CHIP			
R3655	1-216-821-11	METAL CHIP	1K	5%	1/10W	R3709	1-216-864-11	SHORT CHIP			

B1

REF. NO.	PART NO.	DESCRIPTION	VALUES			REF. NO.	PART NO.	DESCRIPTION	VALUES
R3710	1-216-864-11	SHORT CHIP				RB3204	1-236-908-11	NETWORK RESISTOR(CHIP)	10K
R3711	1-216-864-11	SHORT CHIP				RB3205	1-236-908-11	NETWORK RESISTOR(CHIP)	10K
R3712	1-216-864-11	SHORT CHIP				RB3206	1-236-908-11	NETWORK RESISTOR(CHIP)	10K
R3713	1-216-864-11	SHORT CHIP				RB3207	1-236-908-11	NETWORK RESISTOR(CHIP)	10K
R3714	1-216-864-11	SHORT CHIP				RB3208	1-236-908-11	NETWORK RESISTOR(CHIP)	10K
R3715	1-216-841-11	METAL CHIP	47K	5%	1/10W	RB3209	1-236-908-11	NETWORK RESISTOR(CHIP)	10K
R3716	1-216-837-11	METAL CHIP	22K	5%	1/10W	RB3210	1-239-409-11	NETWORK RESISTOR(CHIP)	47
R3717	1-216-837-11	METAL CHIP	22K	5%	1/10W	RB3211	1-236-908-11	NETWORK RESISTOR(CHIP)	10K
R3718	1-216-837-11	METAL CHIP	22K	5%	1/10W	RB3212	1-239-409-11	NETWORK RESISTOR(CHIP)	47
R3719	1-216-837-11	METAL CHIP	22K	5%	1/10W	RB3213	1-239-409-11	NETWORK RESISTOR(CHIP)	47
R3720	1-216-837-11	METAL CHIP	22K	5%	1/10W	RB3214	1-239-409-11	NETWORK RESISTOR(CHIP)	47
R3721	1-216-833-11	METAL CHIP	10K	5%	1/10W	RB3215	1-233-576-11	RES, CHIP NETWORK	100 (3216)
R3722	1-216-833-11	METAL CHIP	10K	5%	1/10W	RB3216	1-233-576-11	RES, CHIP NETWORK	100 (3216)
R3723	1-216-833-11	METAL CHIP	10K	5%	1/10W	RB3219	1-239-409-11	NETWORK RESISTOR(CHIP)	47
R3724	1-216-833-11	METAL CHIP	10K	5%	1/10W	RB3220	1-233-576-11	RES, CHIP NETWORK	100 (3216)
R3725	1-216-833-11	METAL CHIP	10K	5%	1/10W	RB3221	1-233-576-11	RES, CHIP NETWORK	100 (3216)
R3726	1-216-833-11	METAL CHIP	10K	5%	1/10W	RB3400	1-234-524-21	RES, CHIP NETWORK	33 (3216)
R3727	1-216-833-11	METAL CHIP	10K	5%	1/10W	RB3401	1-234-524-21	RES, CHIP NETWORK	33 (3216)
R3728	1-216-833-11	METAL CHIP	10K	5%	1/10W	RB3402	1-234-524-21	RES, CHIP NETWORK	33 (3216)
R3729	1-216-833-11	METAL CHIP	10K	5%	1/10W	RB3403	1-234-524-21	RES, CHIP NETWORK	33 (3216)
R3730	1-216-833-11	METAL CHIP	10K	5%	1/10W	RB3404	1-234-524-21	RES, CHIP NETWORK	33 (3216)
R3731	1-216-833-11	METAL CHIP	10K	5%	1/10W	RB3405	1-239-409-11	NETWORK RESISTOR(CHIP)	47
R3732	1-216-833-11	METAL CHIP	10K	5%	1/10W	RB3406	1-239-409-11	NETWORK RESISTOR(CHIP)	47
R3733	1-216-841-11	METAL CHIP	47K	5%	1/10W	RB3407	1-239-409-11	NETWORK RESISTOR(CHIP)	47
R3734	1-216-837-11	METAL CHIP	22K	5%	1/10W	RB3408	1-239-409-11	NETWORK RESISTOR(CHIP)	47
R3735	1-216-837-11	METAL CHIP	22K	5%	1/10W	RB3409	1-239-409-11	NETWORK RESISTOR(CHIP)	47
R3736	1-216-864-11	SHORT CHIP				RB3410	1-239-409-11	NETWORK RESISTOR(CHIP)	47
R3737	1-216-803-11	METAL CHIP	33	5%	1/10W	RB3411	1-239-409-11	NETWORK RESISTOR(CHIP)	47
R3739	1-216-801-11	METAL CHIP	22	5%	1/10W	RB3412	1-239-409-11	NETWORK RESISTOR(CHIP)	47
		RESISTOR BRIDGE				RB3506	1-234-524-21	RES, CHIP NETWORK	33 (3216)
RB3000	1-233-576-11	RES, CHIP NETWORK	100	(3216)		RB3507	1-234-524-21	RES, CHIP NETWORK	33 (3216)
RB3001	1-239-409-11	NETWORK RESISTOR(CHIP)	47			RB3508	1-234-524-21	RES, CHIP NETWORK	33 (3216)
RB3002	1-239-409-11	NETWORK RESISTOR(CHIP)	47			RB3509	1-234-524-21	RES, CHIP NETWORK	33 (3216)
RB3003	1-239-409-11	NETWORK RESISTOR(CHIP)	47			RB3510	1-234-524-21	RES, CHIP NETWORK	33 (3216)
RB3004	1-236-908-11	NETWORK RESISTOR(CHIP)	10K			RB3511	1-234-524-21	RES, CHIP NETWORK	33 (3216)
RB3006	1-239-409-11	NETWORK RESISTOR(CHIP)	47			RB3512	1-234-524-21	RES, CHIP NETWORK	33 (3216)
RB3200	1-236-908-11	NETWORK RESISTOR(CHIP)	10K			RB3513	1-234-524-21	RES, CHIP NETWORK	33 (3216)
RB3201	1-236-908-11	NETWORK RESISTOR(CHIP)	10K			RB3514	1-233-575-11	RES, CHIP NETWORK	22 (3216)
RB3202	1-236-908-11	NETWORK RESISTOR(CHIP)	10K			RB3515	1-233-575-11	RES, CHIP NETWORK	22 (3216)
RB3203	1-236-908-11	NETWORK RESISTOR(CHIP)	10K			RB3516	1-233-575-11	RES, CHIP NETWORK	22 (3216)

B1	KD
----	----

REF. NO.	PART NO.	DESCRIPTION	VALUES	REF. NO.	PART NO.	DESCRIPTION	VALUES
RB3517	1-233-575-11	RES, CHIP NETWORK	22 (3216)				
RB3518	1-233-575-11	RES, CHIP NETWORK	22 (3216)				
RB3519	1-233-575-11	RES, CHIP NETWORK	22 (3216)				
RB3600	1-233-574-11	RES, CHIP NETWORK	10 (3216)				
RB3601	1-233-574-11	RES, CHIP NETWORK	10 (3216)				
RB3602	1-233-575-11	RES, CHIP NETWORK	22 (3216)				
RB3603	1-239-409-11	NETWORK RESISTOR(CHIP)	47				
RB3604	1-239-409-11	NETWORK RESISTOR(CHIP)	47				
RB3605	1-239-409-11	NETWORK RESISTOR(CHIP)	47				
RB3606	1-239-409-11	NETWORK RESISTOR(CHIP)	47				
RB3607	1-239-409-11	NETWORK RESISTOR(CHIP)	47				
RB3608	1-239-409-11	NETWORK RESISTOR(CHIP)	47				
	<u>VARISTOR</u>						
VD3600	6-500-701-01	DIODE	PGB1010603NR				
VD3601	6-500-701-01	DIODE	PGB1010603NR				
	<u>CRYSTAL</u>						
X3000	1-795-753-21	VIBRATOR, CERAMIC					
X3001	1-781-696-21	VIBRATOR, CRYSTAL					
X3002	1-813-113-11	VIBRATOR, CRYSTAL					
X3200	1-813-373-11	OSCILLATOR, CRYSTAL					
X3400	1-813-114-21	VIBRATOR, CRYSTAL					
X3500	1-795-739-22	CRYSTAL OSCILLATOR (SMD)					
X3600	1-813-267-11	VIBRATOR, CRYSTAL					
X3601	1-767-984-21	VIBRATOR, CRYSTAL					
				KD			
					* A-1110-881-A	KD BOARD, COMPLETE	
					<u>CAPACITOR</u>		
				C4747	1-162-967-11	CERAMIC CHIP	0.0033μF 10% 50V
				C4752	1-162-967-11	CERAMIC CHIP	0.0033μF 10% 50V
				C4755	1-162-923-11	CERAMIC CHIP	47pF 5% 50V
				C4756	1-162-923-11	CERAMIC CHIP	47pF 5% 50V
				C4757	1-162-923-11	CERAMIC CHIP	47pF 5% 50V
				C4762	1-162-915-11	CERAMIC CHIP	10pF 0.50pF 50V
				C4763	1-162-915-11	CERAMIC CHIP	10pF 0.50pF 50V
				C4764	1-127-573-11	CERAMIC CHIP	1μF 10% 16V
				C4765	1-128-994-21	ELECT CHIP	47μF 20% 10V
				C4766	1-128-994-21	ELECT CHIP	47μF 20% 10V
				C4767	1-128-994-21	ELECT CHIP	47μF 20% 10V
				C4768	1-100-743-91	CERAMIC CHIP	2.2μF 20% 16V
				C4769	1-107-826-11	CERAMIC CHIP	0.1μF 10% 16V
				C4770	1-100-743-91	CERAMIC CHIP	2.2μF 20% 16V
				C4771	1-125-827-91	CERAMIC CHIP	1μF 10% 25V
				C4772	1-128-994-21	ELECT CHIP	47μF 20% 10V
				C4773	1-124-779-00	ELECT CHIP	10μF 20% 16V
				C4774	1-162-970-11	CERAMIC CHIP	0.01μF 10% 25V
				C4776	1-164-156-11	CERAMIC CHIP	0.1μF 25V
				C4777	1-163-989-11	CERAMIC CHIP	0.033μF 10% 25V
				C4778	1-100-566-91	CERAMIC CHIP	0.1μF 10% 25V
				C4780	1-162-970-11	CERAMIC CHIP	0.01μF 10% 25V
				C4781	1-100-566-91	CERAMIC CHIP	0.1μF 10% 25V
				C4784	1-100-566-91	CERAMIC CHIP	0.1μF 10% 25V
				C4785	1-131-704-11	FILM	1μF 5% 50V
				C4786	1-162-964-11	CERAMIC CHIP	0.001μF 10% 50V
				C4788	1-100-566-91	CERAMIC CHIP	0.1μF 10% 25V
				C4789	1-131-704-11	FILM	1μF 5% 50V
				C4790	1-164-156-11	CERAMIC CHIP	0.1μF 25V
				C4791	1-164-156-11	CERAMIC CHIP	0.1μF 25V
				C4792	1-162-964-11	CERAMIC CHIP	0.001μF 10% 50V
				C4793	1-100-566-91	CERAMIC CHIP	0.1μF 10% 25V
				C4795	1-117-318-91	ELECT	2200μF 20% 25V
				C4796	1-107-826-11	CERAMIC CHIP	0.1μF 10% 16V
				C4797	1-100-566-91	CERAMIC CHIP	0.1μF 10% 25V



REF. NO.	PART NO.	DESCRIPTION	VALUES	REF. NO.	PART NO.	DESCRIPTION	VALUES
C4799	1-100-566-91	CERAMIC CHIP	0.1µF 10% 25V	C4854	1-117-318-91	ELECT	2200µF 20% 25V
C4801	1-115-340-11	CERAMIC CHIP	0.22µF 10% 25V	C4855	1-117-681-11	ELECT CHIP	100µF 20% 16V
C4802	1-126-395-11	ELECT CHIP	22µF 20% 16V	C4856	1-117-681-11	ELECT CHIP	100µF 20% 16V
C4803	1-164-156-11	CERAMIC CHIP	0.1µF 25V	C4857	1-100-566-91	CERAMIC CHIP	0.1µF 10% 25V
C4804	1-163-989-11	CERAMIC CHIP	0.033µF 10% 25V	C4858	1-100-566-91	CERAMIC CHIP	0.1µF 10% 25V
C4805	1-107-826-11	CERAMIC CHIP	0.1µF 10% 16V	C4859	1-163-989-11	CERAMIC CHIP	0.033µF 10% 25V
C4806	1-107-826-11	CERAMIC CHIP	0.1µF 10% 16V	C4862	1-162-970-11	CERAMIC CHIP	0.01µF 10% 25V
C4807	1-164-156-11	CERAMIC CHIP	0.1µF 25V	C4864	1-125-827-91	CERAMIC CHIP	1µF 10% 25V
C4808	1-124-779-00	ELECT CHIP	10µF 20% 16V	C4866	1-128-401-11	ELECT CHIP	100µF 20% 25V
C4809	1-164-156-11	CERAMIC CHIP	0.1µF 25V	C4867	1-162-964-11	CERAMIC CHIP	0.001µF 10% 50V
C4811	1-162-923-11	CERAMIC CHIP	47pF 5% 50V	C4868	1-128-401-11	ELECT CHIP	100µF 20% 25V
C4813	1-107-826-11	CERAMIC CHIP	0.1µF 10% 16V	C4870	1-107-826-11	CERAMIC CHIP	0.1µF 10% 16V
C4814	1-125-827-91	CERAMIC CHIP	1µF 10% 25V	C4871	1-124-779-00	ELECT CHIP	10µF 20% 16V
C4817	1-162-964-11	CERAMIC CHIP	0.001µF 10% 50V	C4901	1-127-931-21	ELECT CHIP	470µF 20% 16V
C4818	1-107-826-11	CERAMIC CHIP	0.1µF 10% 16V	C4910	1-162-970-11	CERAMIC CHIP	0.01µF 10% 25V
C4820	1-126-193-11	ELECT CHIP	1µF 20% 50V	C4911	1-162-970-11	CERAMIC CHIP	0.01µF 10% 25V
C4821	1-126-193-11	ELECT CHIP	1µF 20% 50V	C4912	1-162-970-11	CERAMIC CHIP	0.01µF 10% 25V
C4822	1-115-340-11	CERAMIC CHIP	0.22µF 10% 25V	C4913	1-162-970-11	CERAMIC CHIP	0.01µF 10% 25V
C4823	1-162-964-11	CERAMIC CHIP	0.001µF 10% 50V				
C4825	1-162-964-11	CERAMIC CHIP	0.001µF 10% 50V				
C4827	1-107-826-11	CERAMIC CHIP	0.1µF 10% 16V	<u>CONNECTOR</u>			
C4828	1-128-006-11	ELECT CHIP	4.7µF 20% 25V	* CN4702	1-779-944-11	PIN, CONNECTOR (PC BOARD)	4P
C4829	1-107-826-11	CERAMIC CHIP	0.1µF 10% 16V	* CN4703	1-793-497-11	CONNECTOR, BOARD TO BOARD	40P
C4830	1-125-827-91	CERAMIC CHIP	1µF 10% 25V	CN4705	1-764-101-11	PIN, CONNECTOR (PC BOARD)	2P
C4831	1-162-964-11	CERAMIC CHIP	0.001µF 10% 50V				
C4832	1-115-340-11	CERAMIC CHIP	0.22µF 10% 25V	<u>DIODE</u>			
C4836	1-162-970-11	CERAMIC CHIP	0.01µF 10% 25V	D4709	8-719-404-50	DIODE	MA111-TX
C4837	1-162-923-11	CERAMIC CHIP	47pF 5% 50V	D4710	8-719-404-50	DIODE	MA111-TX
C4838	1-163-989-11	CERAMIC CHIP	0.033µF 10% 25V	D4718	8-719-989-00	DIODE	DA221
C4839	1-100-566-91	CERAMIC CHIP	0.1µF 10% 25V	D4721	8-719-073-35	DIODE	RB551V-30TE-17
C4840	1-100-566-91	CERAMIC CHIP	0.1µF 10% 25V	D4722	8-719-073-35	DIODE	RB551V-30TE-17
C4842	1-115-340-11	CERAMIC CHIP	0.22µF 10% 25V	D4723	8-719-989-00	DIODE	DA221
C4844	1-162-964-11	CERAMIC CHIP	0.001µF 10% 50V	D4901	8-719-404-50	DIODE	MA111-TX
C4845	1-131-704-11	FILM	1µF 5% 50V	D4902	8-719-421-15	DIODE	MA8027-L
C4846	1-100-566-91	CERAMIC CHIP	0.1µF 10% 25V				
C4847	1-162-964-11	CERAMIC CHIP	0.001µF 10% 50V	<u>FERRITE BEAD</u>			
C4848	1-100-566-91	CERAMIC CHIP	0.1µF 10% 25V	FB4701	1-216-864-11	SHORT CHIP	
C4850	1-131-704-11	FILM	1µF 5% 50V	FB4709	1-216-864-11	SHORT CHIP	
C4851	1-100-566-91	CERAMIC CHIP	0.1µF 10% 25V	FB4710	1-216-864-11	SHORT CHIP	
C4852	1-100-566-91	CERAMIC CHIP	0.1µF 10% 25V	FB4711	1-216-864-11	SHORT CHIP	
				FB4712	1-216-864-11	SHORT CHIP	



REF. NO.	PART NO.	DESCRIPTION	VALUES	REF. NO.	PART NO.	DESCRIPTION	VALUES
FB4713	1-216-864-11	SHORT CHIP		Q4708	6-550-585-01	TRANSISTOR	2PC4081R-115
FB4714	1-216-864-11	SHORT CHIP		Q4709	6-550-586-01	TRANSISTOR	2PA1576R-115
FB4715	1-216-864-11	SHORT CHIP		Q4711	6-550-585-01	TRANSISTOR	2PC4081R-115
				Q4901	6-550-586-01	TRANSISTOR	2PA1576R-115
				Q4902	6-550-585-01	TRANSISTOR	2PC4081R-115
	IC				RESISTOR		
IC4704	8-759-832-05	IC	BA18BC0FP-E2	R4721	1-220-281-11	METAL CHIP	4.7K 5% 1/4W
IC4705	8-759-242-70	IC	TC7WU04F	R4722	1-220-281-11	METAL CHIP	4.7K 5% 1/4W
IC4706	6-701-834-01	IC	PCM1802DBR	R4725	1-216-821-11	METAL CHIP	1K 5% 1/10W
IC4707	6-705-979-01	IC	CXD9788AR	R4752	1-216-817-11	METAL CHIP	470 5% 1/10W
IC4708	6-704-802-01	IC	CXD9774M	R4753	1-216-847-11	METAL CHIP	150K 5% 1/10W
IC4710	6-704-802-01	IC	CXD9774M	R4754	1-216-857-11	METAL CHIP	1M 5% 1/10W
IC4711	8-759-548-99	IC	SN74LV08APWR	R4755	1-216-844-11	METAL CHIP	82K 5% 1/10W
IC4712	8-759-460-81	IC	BA12FP-E2	R4756	1-216-845-11	METAL CHIP	100K 5% 1/10W
	COIL			R4757	1-216-846-11	METAL CHIP	120K 5% 1/10W
L4706	1-469-555-21	INDUCTOR	10μH	R4758	1-216-845-11	METAL CHIP	100K 5% 1/10W
L4707	1-469-555-21	INDUCTOR	10μH	R4759	1-216-845-11	METAL CHIP	100K 5% 1/10W
L4708	1-456-813-11	COIL, AIR-CORE		R4760	1-216-846-11	METAL CHIP	120K 5% 1/10W
L4709	1-456-864-11	INDUCTOR	11μH	R4761	1-216-845-11	METAL CHIP	100K 5% 1/10W
L4710	1-456-864-11	INDUCTOR	11μH	R4762	1-220-281-11	METAL CHIP	4.7K 5% 1/4W
L4711	1-456-813-11	COIL, AIR-CORE		R4763	1-216-809-11	METAL CHIP	100 5% 1/10W
L4712	1-456-813-11	COIL, AIR-CORE		R4764	1-216-809-11	METAL CHIP	100 5% 1/10W
L4713	1-456-864-11	INDUCTOR	11μH	R4765	1-216-864-11	SHORT CHIP	
L4714	1-456-864-11	INDUCTOR	11μH	R4767	1-216-809-11	METAL CHIP	100 5% 1/10W
L4715	1-414-487-41	INDUCTOR	1μH	R4768	1-216-864-11	SHORT CHIP	
L4716	1-456-813-11	COIL, AIR-CORE		R4770	1-216-813-11	METAL CHIP	220 5% 1/10W
L4717	1-469-555-21	INDUCTOR	10μH	R4771	1-216-821-11	METAL CHIP	1K 5% 1/10W
* LP4701	4-042-408-02	PIN(45), WIRE		R4772	1-216-809-11	METAL CHIP	100 5% 1/10W
* LP4702	4-042-408-02	PIN(45), WIRE		R4774	1-216-864-11	SHORT CHIP	
				R4775	1-216-864-11	SHORT CHIP	
				R4776	1-216-864-11	SHORT CHIP	
	IC LINK			R4778	1-216-864-11	SHORT CHIP	
PS4702	1-576-488-21	FUSE	3.15A 72V	R4779	1-220-942-11	METAL CHIP	3.3 1% 1/4W
PS4703	1-576-488-21	FUSE	3.15A 72V	R4780	1-216-864-11	SHORT CHIP	
				R4781	1-218-708-11	METAL CHIP	4.7K 0.50% 1/10W
				R4782	1-220-942-11	METAL CHIP	3.3 1% 1/4W
	TRANSISTOR			R4783	1-218-708-11	METAL CHIP	4.7K 0.50% 1/10W
Q4703	6-550-585-01	TRANSISTOR	2PC4081R-115	R4784	1-216-864-11	SHORT CHIP	
Q4704	6-550-586-01	TRANSISTOR	2PA1576R-115	R4785	1-216-821-11	METAL CHIP	1K 5% 1/10W
Q4705	6-550-586-01	TRANSISTOR	2PA1576R-115	R4786	1-216-864-11	SHORT CHIP	
Q4706	6-550-586-01	TRANSISTOR	2PA1576R-115	R4787	1-216-790-11	METAL CHIP	2.7 5% 1/10W
Q4707	6-550-586-01	TRANSISTOR	2PA1576R-115				



REF. NO.	PART NO.	DESCRIPTION	VALUES			REF. NO.	PART NO.	DESCRIPTION	VALUES		
R4788	1-216-864-11	SHORT CHIP				R4842	1-216-822-11	METAL CHIP	1.2K	5%	1/10W
R4789	1-216-864-11	SHORT CHIP				R4843	1-216-797-11	METAL CHIP	10	5%	1/10W
R4791	1-216-864-11	SHORT CHIP				R4845	1-216-821-11	METAL CHIP	1K	5%	1/10W
R4792	1-216-818-11	METAL CHIP	560	5%	1/10W	R4846	1-216-822-11	METAL CHIP	1.2K	5%	1/10W
R4793	1-216-822-11	METAL CHIP	1.2K	5%	1/10W	R4848	1-216-821-11	METAL CHIP	1K	5%	1/10W
R4794	1-216-837-11	METAL CHIP	22K	5%	1/10W	R4850	1-216-809-11	METAL CHIP	100	5%	1/10W
R4796	1-216-809-11	METAL CHIP	100	5%	1/10W	R4851	1-216-809-11	METAL CHIP	100	5%	1/10W
R4797	1-216-833-11	METAL CHIP	10K	5%	1/10W	R4852	1-216-809-11	METAL CHIP	100	5%	1/10W
R4798	1-216-864-11	SHORT CHIP				R4853	1-216-809-11	METAL CHIP	100	5%	1/10W
R4799	1-216-833-11	METAL CHIP	10K	5%	1/10W	R4854	1-216-864-11	SHORT CHIP			
R4800	1-216-864-11	SHORT CHIP				R4858	1-216-833-11	METAL CHIP	10K	5%	1/10W
R4801	1-216-790-11	METAL CHIP	2.7	5%	1/10W	R4860	1-216-864-11	SHORT CHIP			
R4802	1-216-864-11	SHORT CHIP				R4861	1-216-864-11	SHORT CHIP			
R4804	1-216-821-11	METAL CHIP	1K	5%	1/10W	R4862	1-249-393-11	CARBON	10	5%	1/4W
R4805	1-216-809-11	METAL CHIP	100	5%	1/10W	R4863	1-216-864-11	SHORT CHIP			
R4806	1-216-809-11	METAL CHIP	100	5%	1/10W	R4864	1-216-864-11	SHORT CHIP			
R4807	1-216-809-11	METAL CHIP	100	5%	1/10W	R4865	1-216-864-11	SHORT CHIP			
R4808	1-216-833-11	METAL CHIP	10K	5%	1/10W	R4866	1-216-864-11	SHORT CHIP			
R4809	1-216-864-11	SHORT CHIP				R4867	1-216-864-11	SHORT CHIP			
R4811	1-216-790-11	METAL CHIP	2.7	5%	1/10W	R4868	1-216-864-11	SHORT CHIP			
R4814	1-216-818-11	METAL CHIP	560	5%	1/10W	R4869	1-216-833-11	METAL CHIP	10K	5%	1/10W
R4815	1-216-837-11	METAL CHIP	22K	5%	1/10W	R4870	1-216-864-11	SHORT CHIP			
R4816	1-216-833-11	METAL CHIP	10K	5%	1/10W	R4871	1-216-864-11	SHORT CHIP			
R4819	1-216-829-11	METAL CHIP	4.7K	5%	1/10W	R4872	1-216-864-11	SHORT CHIP			
R4820	1-216-829-11	METAL CHIP	4.7K	5%	1/10W	R4887	1-216-833-11	METAL CHIP	10K	5%	1/10W
R4822	1-216-833-11	METAL CHIP	10K	5%	1/10W	R4889	1-216-821-11	METAL CHIP	1K	5%	1/10W
R4823	1-216-864-11	SHORT CHIP				R4933	1-216-821-11	METAL CHIP	1K	5%	1/10W
R4824	1-216-790-11	METAL CHIP	2.7	5%	1/10W	R4935	1-216-835-11	METAL CHIP	15K	5%	1/10W
R4826	1-216-864-11	SHORT CHIP				R4936	1-216-821-11	METAL CHIP	1K	5%	1/10W
R4827	1-220-942-11	METAL CHIP	3.3	1%	1/4W	R4937	1-216-833-11	METAL CHIP	10K	5%	1/10W
R4828	1-216-864-11	SHORT CHIP				R4938	1-216-821-11	METAL CHIP	1K	5%	1/10W
R4829	1-218-708-11	METAL CHIP	4.7K	0.50%	1/10W	CRYSTAL					
R4830	1-216-833-11	METAL CHIP	10K	5%	1/10W	X4702	1-795-843-11	VIBRATOR, CRYSTAL			
R4831	1-216-833-11	METAL CHIP	10K	5%	1/10W	X4703	1-813-388-11	OSCILLATOR, CRYSTAL			
R4832	1-220-942-11	METAL CHIP	3.3	1%	1/4W						
R4833	1-218-708-11	METAL CHIP	4.7K	0.50%	1/10W						
R4834	1-216-864-11	SHORT CHIP									
R4835	1-216-864-11	SHORT CHIP									
R4837	1-216-864-11	SHORT CHIP									
R4841	1-215-872-11	METAL OXIDE	3.3K	5%	1W						

T	H2	H1
---	----	----

REF. NO.	PART NO.	DESCRIPTION	VALUES	REF. NO.	PART NO.	DESCRIPTION	VALUES				
<div style="border: 1px solid black; padding: 5px; display: inline-block; font-size: 2em; margin-bottom: 10px;">T</div> <p>A-1106-836-A T BOARD, MOUNTED</p> <p><u>CONNECTOR</u></p> <p>* CN8001 1-564-518-11 PLUG, CONNECTOR 3P</p> <p><u>SWITCH</u></p> <p>S8001 1-570-245-11 SWITCH, MICRO</p>				<u>TRANSISTOR</u>							
				Q4503	8-729-120-28	TRANSISTOR	2SC1623-L5L6				
				Q4504	8-729-120-28	TRANSISTOR	2SC1623-L5L6				
				Q4508	1-801-806-11	TRANSISTOR	DTC144EKA				
				Q4509	1-801-806-11	TRANSISTOR	DTC144EKA				
				Q4510	8-729-027-23	TRANSISTOR	DTA114EKA-T146				
				Q4511	8-729-027-23	TRANSISTOR	DTA114EKA-T146				
				<div style="border: 1px solid black; padding: 5px; display: inline-block; font-size: 2em; margin-bottom: 10px;">H2</div> <p>* A-1104-349-A H2 BOARD, MOUNTED</p> <p><u>CAPACITOR</u></p> <p>C172 1-164-156-11 CERAMIC CHIP 0.1μF 25V</p> <p>C173 1-127-692-11 CERAMIC CHIP 10μF 10% 16V</p> <p>C4503 1-162-974-11 CERAMIC CHIP 0.01μF 50V</p> <p>C4504 1-107-826-11 CERAMIC CHIP 0.1μF 10% 16V</p> <p>C4506 1-162-974-11 CERAMIC CHIP 0.01μF 50V</p> <p>C4507 1-162-974-11 CERAMIC CHIP 0.01μF 50V</p> <p>C4508 1-162-974-11 CERAMIC CHIP 0.01μF 50V</p> <p><u>CONNECTOR</u></p> <p>CN4502 1-770-626-21 PIN, CONNECTOR 9P</p> <p><u>DIODE</u></p> <p>D4503 8-719-078-28 DIODE SML-010LT-T86</p> <p>D4504 8-719-067-82 DIODE SML-020MLTT86</p> <p>D4510 8-719-078-28 DIODE SML-010LT-T86</p> <p><u>IC</u></p> <p>IC171 6-600-210-01 IC RPM7240-H8</p> <p>IC172 6-706-481-01 IC TC7SET32FU(T5RSOJF)</p>				<u>RESISTOR</u>			
								R175	1-216-805-11	METAL CHIP	47 5% 1/10W
								R176	1-216-837-11	METAL CHIP	22K 5% 1/10W
R4502	1-216-813-11	METAL CHIP	220 5% 1/10W								
R4504	1-216-809-11	METAL CHIP	100 5% 1/10W								
R4505	1-216-864-11	SHORT CHIP									
R4506	1-216-833-11	METAL CHIP	10K 5% 1/10W								
R4509	1-216-813-11	METAL CHIP	220 5% 1/10W								
R4512	1-216-813-11	METAL CHIP	220 5% 1/10W								
R4513	1-216-833-11	METAL CHIP	10K 5% 1/10W								
R4514	1-216-864-11	SHORT CHIP									
R4515	1-216-864-11	SHORT CHIP									
R4516	1-216-813-11	METAL CHIP	220 5% 1/10W								
R4517	1-216-833-11	METAL CHIP	10K 5% 1/10W								
R4518	1-216-833-11	METAL CHIP	10K 5% 1/10W								
<div style="border: 1px solid black; padding: 5px; display: inline-block; font-size: 2em; margin-bottom: 10px;">H1</div> <p>* A-1104-350-A H1 BOARD, MOUNTED</p> <p><u>CAPACITOR</u></p> <p>C171 1-100-597-91 CERAMIC CHIP 0.1μF 10% 25V</p> <p><u>CONNECTOR</u></p> <p>CN171 1-580-057-11 PIN, CONNECTOR (SMD) 4P</p> <p><u>DIODE</u></p> <p>D171 8-719-069-55 DIODE UDZSTE-175.6B</p>				<u>TRANSISTOR</u>							
				Q4503	8-729-120-28	TRANSISTOR	2SC1623-L5L6				
				Q4504	8-729-120-28	TRANSISTOR	2SC1623-L5L6				
				Q4508	1-801-806-11	TRANSISTOR	DTC144EKA				
				Q4509	1-801-806-11	TRANSISTOR	DTC144EKA				
				Q4510	8-729-027-23	TRANSISTOR	DTA114EKA-T146				
				Q4511	8-729-027-23	TRANSISTOR	DTA114EKA-T146				
				<div style="border: 1px solid black; padding: 5px; display: inline-block; font-size: 2em; margin-bottom: 10px;">H1</div> <p>* A-1104-350-A H1 BOARD, MOUNTED</p> <p><u>CAPACITOR</u></p> <p>C171 1-100-597-91 CERAMIC CHIP 0.1μF 10% 25V</p> <p><u>CONNECTOR</u></p> <p>CN171 1-580-057-11 PIN, CONNECTOR (SMD) 4P</p> <p><u>DIODE</u></p> <p>D171 8-719-069-55 DIODE UDZSTE-175.6B</p>				<u>RESISTOR</u>			
								R175	1-216-805-11	METAL CHIP	47 5% 1/10W
								R176	1-216-837-11	METAL CHIP	22K 5% 1/10W
R4502	1-216-813-11	METAL CHIP	220 5% 1/10W								
R4504	1-216-809-11	METAL CHIP	100 5% 1/10W								
R4505	1-216-864-11	SHORT CHIP									
R4506	1-216-833-11	METAL CHIP	10K 5% 1/10W								
R4509	1-216-813-11	METAL CHIP	220 5% 1/10W								
R4512	1-216-813-11	METAL CHIP	220 5% 1/10W								
R4513	1-216-833-11	METAL CHIP	10K 5% 1/10W								

H1 H5 H3

REF. NO.	PART NO.	DESCRIPTION	VALUES	REF. NO.	PART NO.	DESCRIPTION	VALUES
RESISTOR				H3			
R171	1-218-684-11	METAL CHIP	470 0.50% 1/10W				
R172	1-218-688-11	METAL CHIP	680 0.50% 1/10W				
R173	1-218-692-11	METAL CHIP	1K 0.50% 1/10W				
R174	1-218-700-11	METAL CHIP	2.2K 0.50% 1/10W				
SWITCH				* A-1102-913-A H3 BOARD, MOUNTED			
S171	1-762-196-21	SWITCH, TACTILE					
S172	1-762-196-21	SWITCH, TACTILE					
S173	1-762-196-21	SWITCH, TACTILE					
S174	1-762-196-21	SWITCH, TACTILE					
S175	1-762-196-21	SWITCH, TACTILE					
VARISTOR				CAPACITOR			
VD171	1-803-974-21	VARISTOR, CHIP	(1608)	C41	1-162-964-11	CERAMIC CHIP	0.001μF 10% 50V
				C42	1-162-964-11	CERAMIC CHIP	0.001μF 10% 50V
				C50	1-126-964-11	ELECT	10μF 20% 50V
				C51	1-126-964-11	ELECT	10μF 20% 50V
				C52	1-126-964-11	ELECT	10μF 20% 50V
				C53	1-126-964-11	ELECT	10μF 20% 50V
				C70	1-162-974-11	CERAMIC CHIP	0.01μF 50V
				C77	1-162-970-11	CERAMIC CHIP	0.01μF 10% 25V
				CONNECTOR			
				CN43	1-564-528-11	PLUG, CONNECTOR	13P
				JACK			
				J40	1-818-765-11	S TERMINAL CONNECTOR	
				* J41	1-818-768-11	JACK, PIN	3P
				RESISTOR			
				R41	1-216-864-11	SHORT CHIP	
				R42	1-216-864-11	SHORT CHIP	
				R43	1-216-821-11	METAL CHIP	1K 5% 1/10W
				R44	1-216-821-11	METAL CHIP	1K 5% 1/10W
				R45	1-216-864-11	SHORT CHIP	
				R46	1-216-849-11	METAL CHIP	220K 5% 1/10W
				R47	1-216-849-11	METAL CHIP	220K 5% 1/10W
				R48	1-218-665-11	METAL CHIP	75 0.50% 1/10W
				R50	1-218-665-11	METAL CHIP	75 0.50% 1/10W
				R59	1-216-864-11	SHORT CHIP	
				R60	1-216-864-11	SHORT CHIP	
				R75	1-216-821-11	METAL CHIP	1K 5% 1/10W
H5				* A-1109-413-A H5 BOARD, COMPLETE			
CAPACITOR				CONNECTOR			
C7301	1-162-974-11	CERAMIC CHIP	0.01μF 50V	* CN7301	1-564-506-11	PLUG, CONNECTOR	3P
CONNECTOR				RESISTOR			
				R7205	1-216-864-11	SHORT CHIP	
RESISTOR				SWITCH			
				S7301	1-692-431-21	SWITCH, TACTILE	

H3

REF. NO.	PART NO.	DESCRIPTION	VALUES	REF. NO.	PART NO.	DESCRIPTION	VALUES
<u>VARISTOR</u>				<u>MISCELLANEOUS</u>			
VD40	1-803-974-21	VARISTOR, CHIP	(1608)	*	A-1085-447-A	LAMP BLOCK(IRP) ASSY	
VD41	1-803-974-21	VARISTOR, CHIP	(1608)		1-417-507-11	POD-HOST CERT,D-CABLE READY	
VD42	1-803-974-21	VARISTOR, CHIP	(1608)		7-600-004-25	TAPE,ACETATE (NO.5) 25X20M BLK	
VD43	1-803-974-21	VARISTOR, CHIP	(1608)				
VD44	1-803-974-21	VARISTOR, CHIP	(1608)		4-084-345-02	(+)P TAPPING SCREW B-O (W)	
<u>ACCESSORIES AND PACKING</u>					7-684-024-04	N 4, TYPE 2	
*	4-041-426-01	BAG, PROTECTION (KDF-E55A20 ONLY)			3-682-691-00	NUT, WASHER HEXAGON	
*	4-097-659-01	BAG, PROTECTION (KDF-E60A20 ONLY)			3-669-145-02	SCREW	
*	2-023-276-03	CUSHION (LOWER) (KDF-E55A20 ONLY)			4-029-432-01	SCREW (3X12), (+) BVWHTP	
*	2-023-606-03	CUSHION (LOWER) (KDF-E60A20 ONLY)			4-382-854-01	SCREW (M3X8), P, SW (+)	
*	2-023-275-02	CUSHION (UPPER) (KDF-E55A20 ONLY)			4-302-404-03	SCREW (WASHER HEAD) (+P 4X16)	
*	2-023-605-02	CUSHION (UPPER) (KDF-E60A20 ONLY)			7-685-647-79	SCREW +BVTP 3X10 TYPE2 IT-3	
	2-597-550-11	GUIDE, QUICK SETUP			7-685-648-79	SCREW +BVTP 3X12 TYPE2 IT-3	
	2-597-550-21	GUIDE, QUICK SETUP			7-685-646-79	SCREW +BVTP 3X8 TYPE2 IT-3	
	2-597-550-31	GUIDE, QUICK SETUP			7-685-661-14	SCREW +BVTP 4X12 TYPE2 IT-3	
*	2-629-468-01	INDIVIDUAL CARTON (KDF-E55A20 ONLY)			7-685-663-79	SCREW +BVTP 4X16 TYPE2 IT-3	
*	2-629-469-01	INDIVIDUAL CARTON (KDF-E60A20 ONLY)			7-685-664-79	SCREW +BVTP 4X20 TYPE2 IT-3	
	2-593-962-11	MANUAL, INSTRUCTION			7-621-555-50	SCREW +K 2X8	
	2-593-962-21	MANUAL, INSTRUCTION			7-685-146-11	SCREW +P 3X8 TYPE2 NON-SLIT	
	2-593-962-31	MANUAL, INSTRUCTION			7-682-148-09	SCREW +P 3X8	
*	4-097-660-01	SHEET, PROTECTION			7-682-660-09	SCREW +PS 4X6	
					7-685-903-21	SCREW +PTPWH 3X8 (TYPE2)	
					7-681-000-00	SCREW +PWH M2X5	
					4-319-520-11	SCREW, SPECIAL (+PW4X30)	
					3-701-810-72	SCREW, TERMINAL	
				*	3-650-537-00	WASHER	
				<u>REMOTE CONTROL</u>			
					1-479-327-11	REMOTE COMANDER (RM-YD002)	
					9-885-083-76	COVER, SLIDE (BATTERY COVER FOR RM-YD002)	

Sony Corporation
Sony Technology Center
Technical Services
Service Promotion Department

In an effort to reduce the size of this pdf file the tiled schematics are not attached to this Service Manual. To receive a complete set of the tiled schematics for this manual please submit a request to the Service Promotion Department at Service_Promotion@am.sony.com.